

Compal Confidential

Model Name : Z5WAH

File Name : LA-B162P

Compal Confidential

EA50_HB M/B Schematics Document

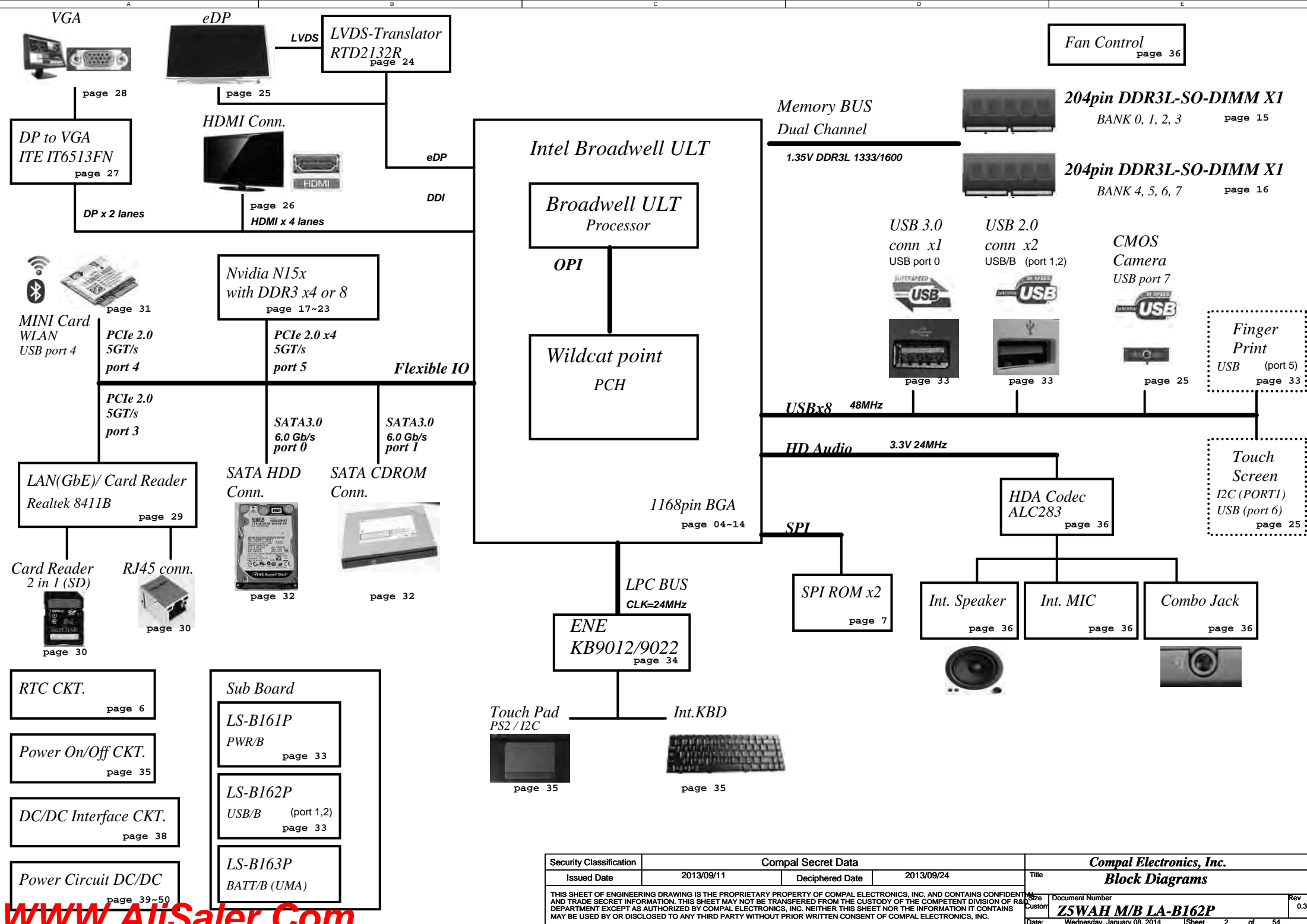
Intel Broadwell ULT (Broadwell + Wildcat point)

Nvidia N15S-GT / N15V-GM / N15V-GL

2013-12-24

REV: 0.2

Security Classification	Compal Secret Data			Compal Electronics, Inc.	
Issued Date	2013/09/11	Deciphered Date	2013/09/24	Title	Cover Page
THIS SHEET OF ENGINEERING DRAWING IS THE PROPRIETARY PROPERTY OF COMPAL ELECTRONICS, INC. AND CONTAINS CONFIDENTIAL AND TRADE SECRET INFORMATION. THIS SHEET MAY NOT BE TRANSFERRED FROM THE CUSTODY OF THE COMPETENT DIVISION OF R&D DEPARTMENT EXCEPT AS AUTHORIZED BY COMPAL ELECTRONICS, INC. NEITHER THIS SHEET NOR THE INFORMATION IT CONTAINS MAY BE USED BY OR DISCLOSED TO ANY THIRD PARTY WITHOUT PRIOR WRITTEN CONSENT OF COMPAL ELECTRONICS, INC.				Document Number	Rev
				Z5WAH M/B LA-B162P	0.3
				Date: Wednesday, January 08, 2014	Sheet 1 of 54



Security Classification		Compal Secret Data		Compal Electronics, Inc.	
Issued Date		2013/09/11	Deciphered Date	2013/09/24	
				Title	
				Block Diagrams	
THIS SHEET OF ENGINEERING DRAWING IS THE PROPRIETARY PROPERTY OF COMPAL ELECTRONICS, INC. AND CONTAINS CONFIDENTIAL AND TRADE SECRET INFORMATION. THIS SHEET MAY NOT BE TRANSFERRED FROM THE CUSTODY OF THE COMPETENT DIVISION OF R&D DEPARTMENT EXCEPT AS AUTHORIZED BY COMPAL ELECTRONICS, INC. NEITHER THIS SHEET NOR THE INFORMATION IT CONTAINS MAY BE USED BY OR DISCLOSED TO ANY THIRD PARTY WITHOUT PRIOR WRITTEN CONSENT OF COMPAL ELECTRONICS, INC.				Size	Document Number
				Custom	Rev
				Z5WAH M/B LA-B162P	
				Date:	Wednesday, January 08, 2014
				Sheet	2 of 54

Voltage Rails

Power Plane	Description	S1	S3	S5
VIN	Adapter power supply (19V)	N/A	N/A	N/A
BATT+	Battery power supply (12.6V)	N/A	N/A	N/A
B+	AC or battery power rail for power circuit.	N/A	N/A	N/A
+CPU_CORE	Core voltage for CPU	ON	OFF	OFF
+VGA_CORE	Core voltage for GPU	ON	OFF	OFF
+0.675VS	+0.675VS power rail for DDR3L terminator	ON	OFF	OFF
+1.05VS_VTT	+1.05V power rail for CPU	ON	OFF	OFF
+1.05VSDGPU	+1.05VSDGPU switched power rail for GPU	ON	OFF	OFF
+1.35V	+1.35V power rail for DDR3L	ON	ON	OFF
+1.5VSDGPU	+1.5VSDGPU power rail for GPU	ON	OFF	OFF
+1.5VS	+1.5V power rail for CPU	ON	OFF	OFF
+3VALW	+3VALW always on power rail	ON	ON	ON*
+3VLP	B+ to +3VLP power rail for suspend power	ON	ON	ON
+3VS	+3VALW to +3VS power rail	ON	OFF	OFF
+3VSDGPU	+3VS to +3VSDGPU power rail for GPU	ON	OFF	OFF
+5VALW	+5VALWP to +5VALW power rail	ON	ON	ON*
+5VS	+5VALW to +5VS power rail	ON	OFF	OFF
+RTCVCC	RTC power	ON	ON	ON
Note : ON* means that this power plane is ON only with AC power available, otherwise it is OFF.				

EC SM Bus1 address

Device	Address	Device	Address
Smart Battery	0001 011X	On Board Thermal Sensor	0100 110x
		VGA Internal Thermal Sensor	0100 000x
		G Sensor	0011 000x

EC SM Bus2 address

PCH SM Bus address

Device	Address	
ChannelA DIMM0	1010 0000	JDIMM1
ChannelB DIMM1	1010 0010	JDIMM2

STATE \ SIGNAL	SLP_S1#	SLP_S3#	SLP_S4#	SLP_S5#	+VALW	+V	+VS	Clock
Full ON	HIGH	HIGH	HIGH	HIGH	ON	ON	ON	ON
S1(Power On Suspend)	LOW	HIGH	HIGH	HIGH	ON	ON	ON	LOW
S3 (Suspend to RAM)	LOW	LOW	HIGH	HIGH	ON	ON	OFF	OFF
S4 (Suspend to Disk)	LOW	LOW	LOW	HIGH	ON	OFF	OFF	OFF
S5 (Soft OFF)	LOW	LOW	LOW	LOW	ON	OFF	OFF	OFF

Board ID / SKU ID Table for AD channel

Vcc	3.3V +/- 5%			
Ra/Rc/Re	100K +/- 5%			
Board ID	Rb / Rd / Rf	VAD_BID min	VAD_BID typ	VAD_BID max
0	0	0 V	0 V	0 V
1	12K +/- 5%	0.347 V	0.354 V	0.360 V
2	15K +/- 5%	0.423 V	0.430 V	0.438 V
3	20K +/- 5%	0.541 V	0.550 V	0.559 V
4	27K +/- 5%	0.691 V	0.702 V	0.713 V
5	33K +/- 5%	0.807 V	0.819 V	0.831 V
6	43K +/- 5%	0.978 V	0.992 V	1.006 V
7	56K +/- 5%	1.169 V	1.185 V	1.200 V
8	75K +/- 5%	1.398 V	1.414 V	1.430 V
9	100K +/- 5%	1.634 V	1.650 V	1.667 V
10	130K +/- 5%	1.849 V	1.865 V	1.881 V
11	160K +/- 5%	2.015 V	2.031 V	2.046 V
12	200K +/- 5%	2.185 V	2.200 V	2.215 V
13	240K +/- 5%	2.316 V	2.329 V	2.343 V

USB Port Table

USB 2.0	Port	3 External USB Port
EHCI1	0	USB Port(Left 3.0)
	1	USB Port(Right 2.0)
	2	USB Port(Right 2.0)
	3	
	4	Mini Card (WLAN+BT)
	5	Touch Screen
	6	Camera
USB 3.0	7	Finger Print
	Port	
	0	USB Port(Left 3.0)
	1	
XHCI	2	
	3	


BOARD ID Table


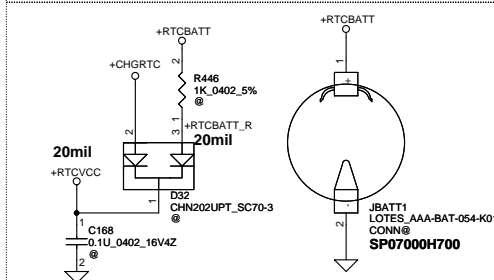
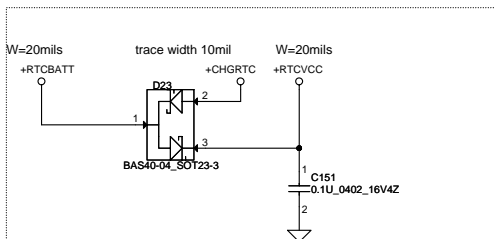
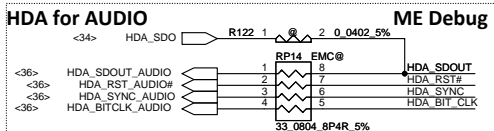
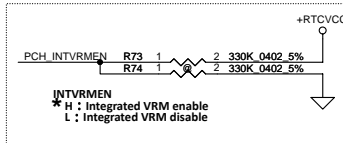
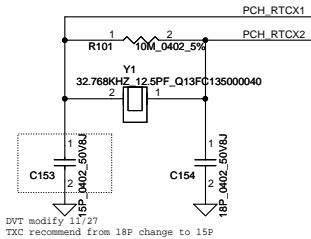
Board ID	PCB Revision
0	0.1
1	0.2
2	0.3
3	0.4
4	0.5
5	1.0
6	
7	

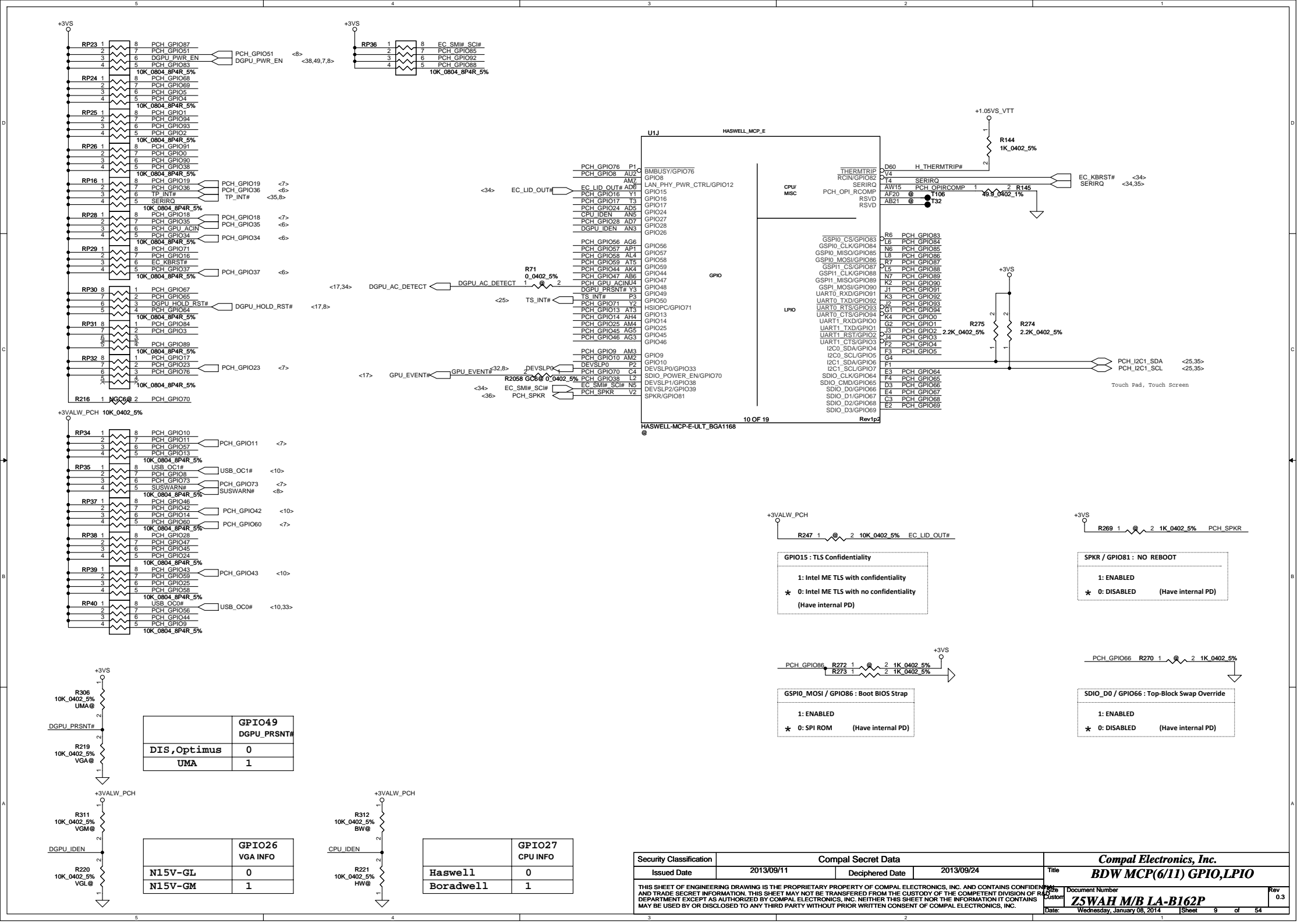
BTO Option Table

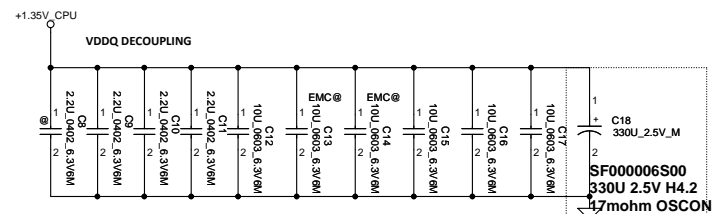
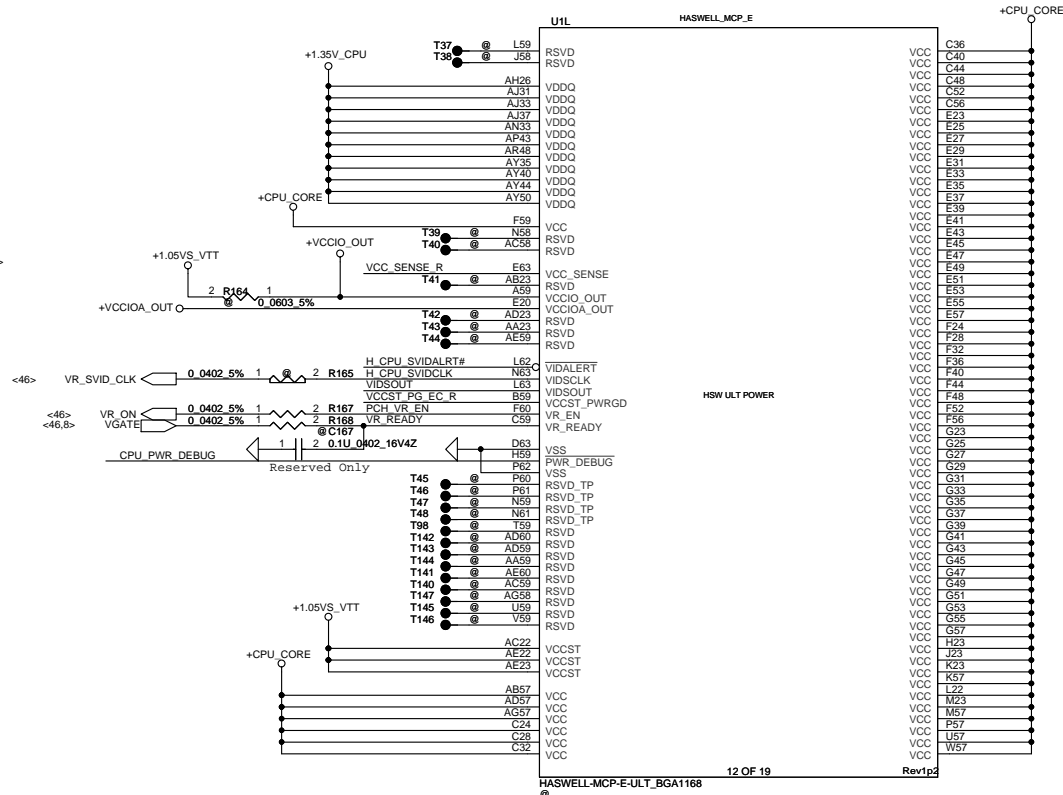
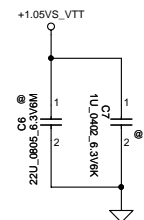
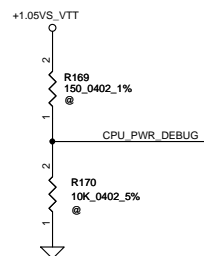
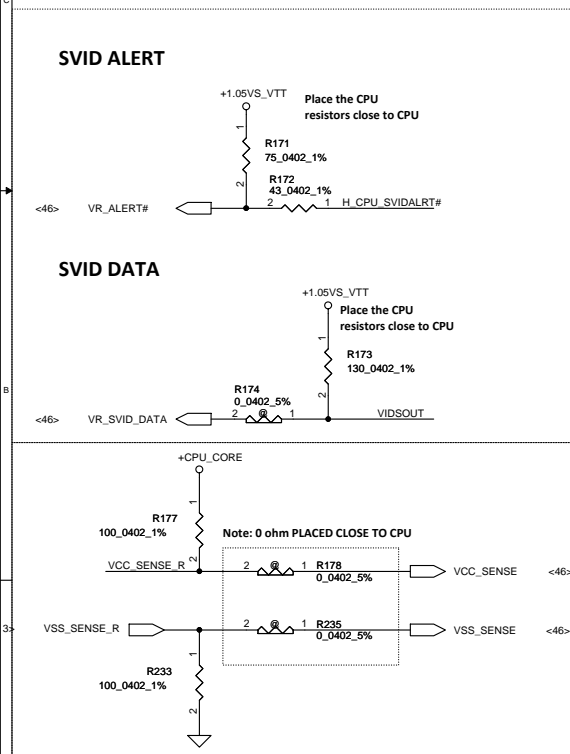
BTO Item	BOM Structure
Unpop	@
Connector	CONN@
EC 9022	9022@
EC 9012	9012@
UMA Component	UMA@
GPU	VGA@
VRAM x 8pcs	128@
EDP panel	EDP@
eDP to LVDS	LVDS@
EMC Component	EMC@
EMC Reserve	XEMC@
On Board HDD	HDD@
G-Sensor	BA@
TPM Module	BA@
Redriver HDD	BA@
Touch Screen	TS@
DGPU_IDEN	VGL@, VGME@, SGT@
CPU_IDEN	HW@, BW@
GC6 2.0	GC6@
non GC6	NGC6@
One DMIC	EA50@
Two DMIC	EA54@
VRAM Selection	X76@

Security Classification	Compal Secret Data			Compal Electronics, Inc.	
Issued Date	2013/09/11	Deciphered Date	2013/09/24	Notes List	
THIS SHEET OF ENGINEERING DRAWING IS THE PROPRIETARY PROPERTY OF COMPAL ELECTRONICS, INC. AND CONTAINS CONFIDENTIAL AND TRADE SECRET INFORMATION. THIS SHEET MAY NOT BE TRANSFERRED FROM THE CUSTODY OF THE COMPETENT DIVISION OF R&D DEPARTMENT EXCEPT AS AUTHORIZED BY COMPAL ELECTRONICS, INC. NEITHER THIS SHEET NOR THE INFORMATION IT CONTAINS MAY BE USED BY OR DISCLOSED TO ANY THIRD PARTY WITHOUT PRIOR WRITTEN CONSENT OF COMPAL ELECTRONICS, INC.				Document Number	Rev
				Z5WAH M/B LA-B162P	0.3
				Date: Wednesday, January 08, 2014	Sheet 3 of 54



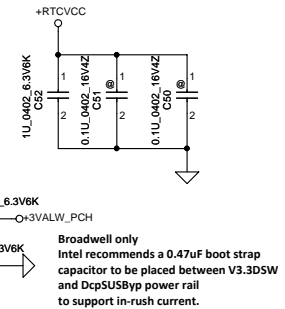
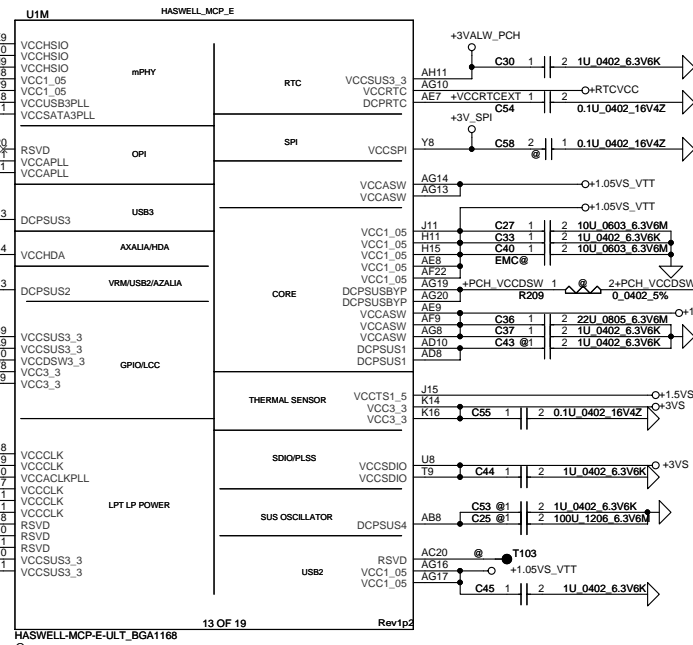
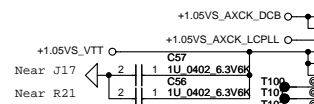
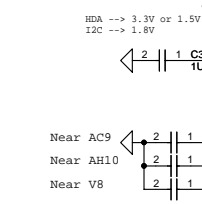
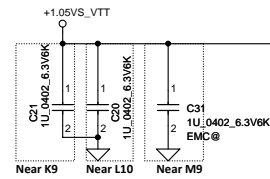





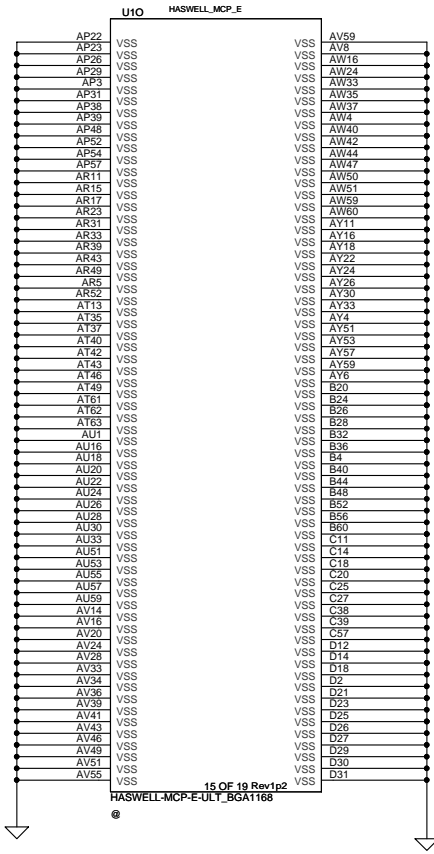
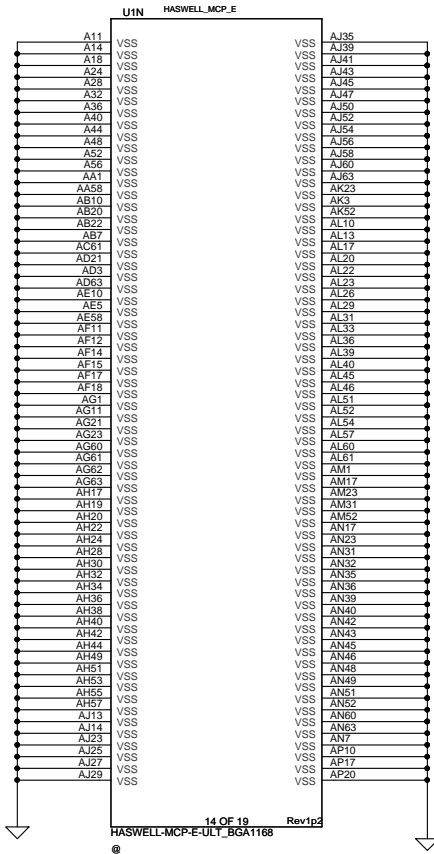


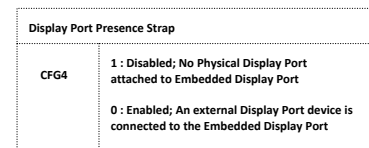
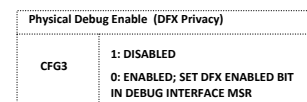
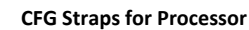

```
+1.35V : 470UF/2V/7343 *2
          10UF/6.3V/0603 * 6
          2.2UF/6.3V/0402 * 4
```


Security Classification		Compal Secret Data		Compal Electronics, Inc. BDW MCP(8/11) Power	
Issued Date	2013/09/11	Deciphered Date	2013/09/24	Title	
THIS SHEET OF ENGINEERING DRAWING IS THE PROPRIETARY PROPERTY OF COMPAL ELECTRONICS, INC. AND CONTAINS CONFIDENTIAL AND TRADE SECRET INFORMATION. THIS SHEET MAY NOT BE TRANSFERRED FROM THE CUSTODY OF THE COMPETENT DIVISION OF R&D DEPARTMENT EXCEPT AS AUTHORIZED BY COMPAL ELECTRONICS, INC. NEITHER THIS SHEET NOR THE INFORMATION IT CONTAINS MAY BE USED BY OR DISCLOSED TO ANY THIRD PARTY WITHOUT PRIOR WRITTEN CONSENT OF COMPAL ELECTRONICS, INC.				Document Number	Rev
				Z5WAH M/B LA-B162P	0.3
Date:		Wednesday, January 08, 2014		Sheet	11 of 54

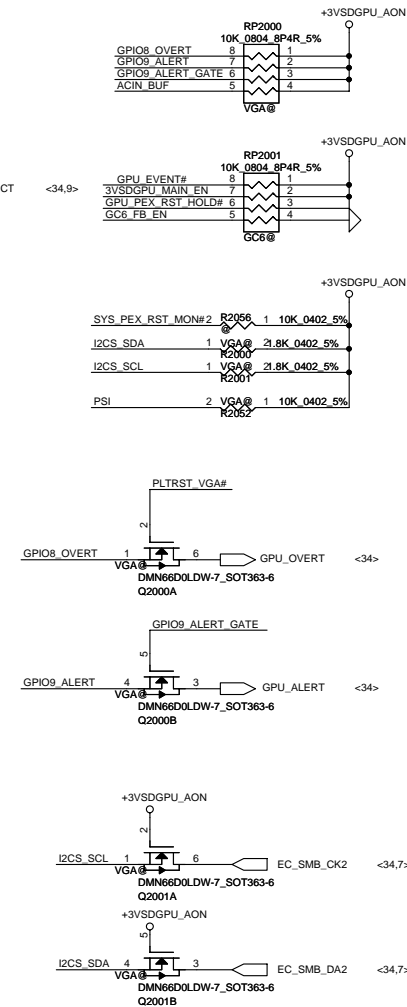


Security Classification	Compal Secret Data			Compal Electronics, Inc. BDW MCP(9/11) Power		
Issued Date	2013/09/11	Deciphered Date	2013/09/24	Title		
THIS SHEET OF ENGINEERING DRAWING IS THE PROPRIETARY PROPERTY OF COMPAL ELECTRONICS, INC. AND CONTAINS CONFIDENTIAL AND TRADE SECRET INFORMATION. THIS SHEET MAY NOT BE TRANSFERRED FROM THE CUSTODY OF THE COMPETENT DIVISION OF R&D DEPARTMENT EXCEPT AS AUTHORIZED BY COMPAL ELECTRONICS, INC. NEITHER THIS SHEET NOR THE INFORMATION IT CONTAINS MAY BE USED BY OR DISCLOSED TO ANY THIRD PARTY WITHOUT PRIOR WRITTEN CONSENT OF COMPAL ELECTRONICS, INC.				Size	Document Number	Rev
				Custom	Z5WAH M/B LA-B162P Date: Wednesday, January 08, 2014 12 of 54	0.3

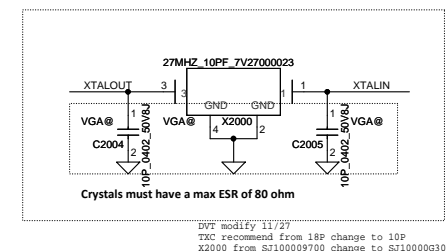
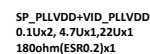
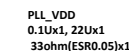








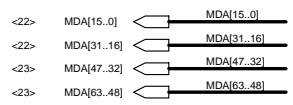
GC6 2.0 function



DVT modify 11/27
TXC recommend from 18P change to 10P
X2000 from SJ100009700 change to SJ10000G300

Security Classification	Compal Secret Data			Compal Electronics, Inc.		
Issued Date	2013/09/11	Deciphered Date	2013/09/24	Title	N15X PEG 1/7	
THIS SHEET OF ENGINEERING DRAWING IS THE PROPRIETARY PROPERTY OF COMPAL ELECTRONICS, INC. AND CONTAINS CONFIDENTIAL AND TRADE SECRET INFORMATION. THIS SHEET MAY NOT BE TRANSFERRED FROM THE CUSTODY OF THE COMPETENT DIVISION OF COMPAL DEPARTMENT EXCEPT AS AUTHORIZED BY COMPAL ELECTRONICS, INC. NEITHER THIS SHEET NOR THE INFORMATION IT CONTAINS MAY BE USED BY OR DISCLOSED TO ANY THIRD PARTY WITHOUT PRIOR WRITTEN CONSENT OF COMPAL ELECTRONICS, INC.				Document Number	Rev 0.5	
				Z5WAH M/B LA-B162P		
				Date: Wednesday, January 08, 2014	Sheet 17 of 54	

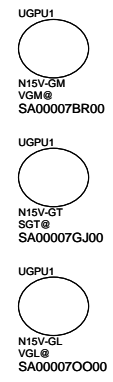
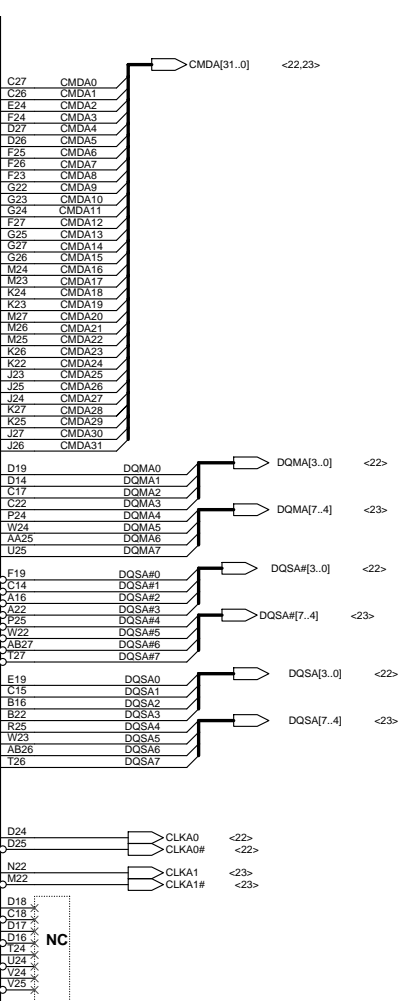

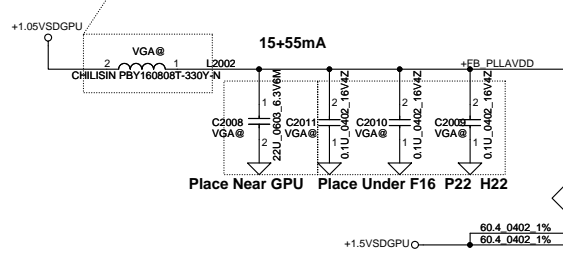
VRAM Interface

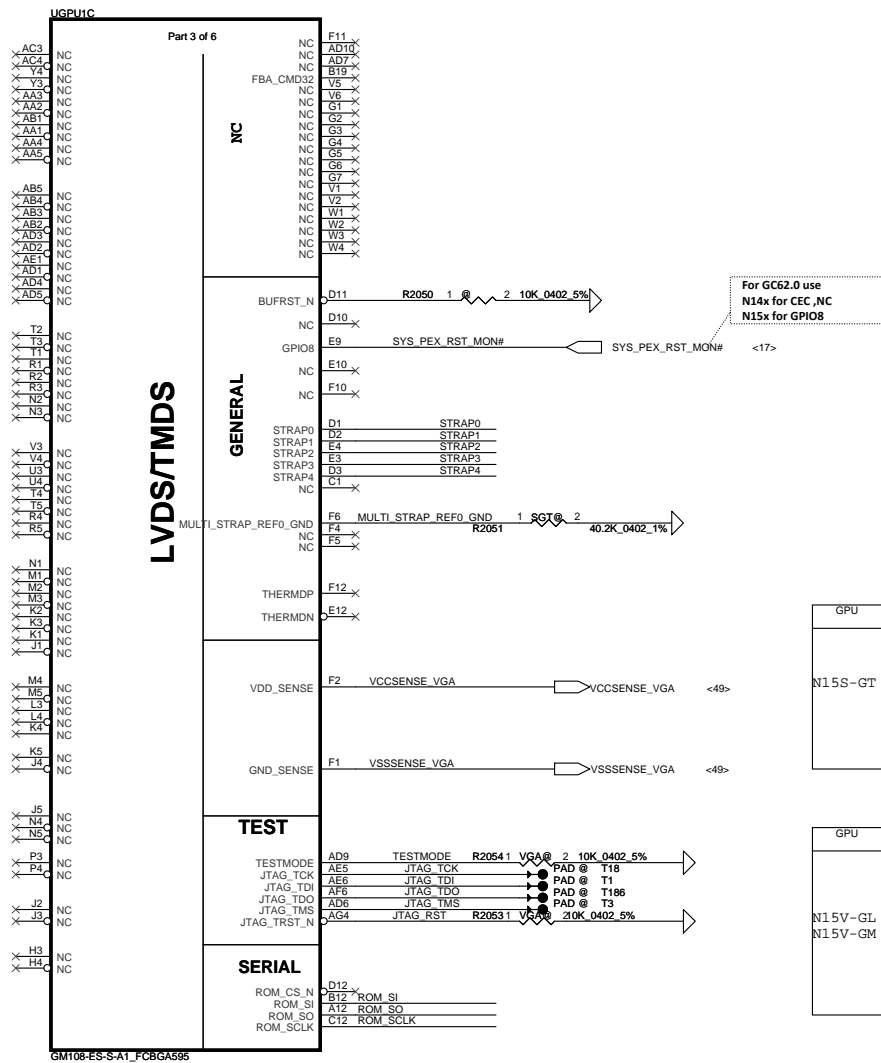


NV 15x DG-06803-V03

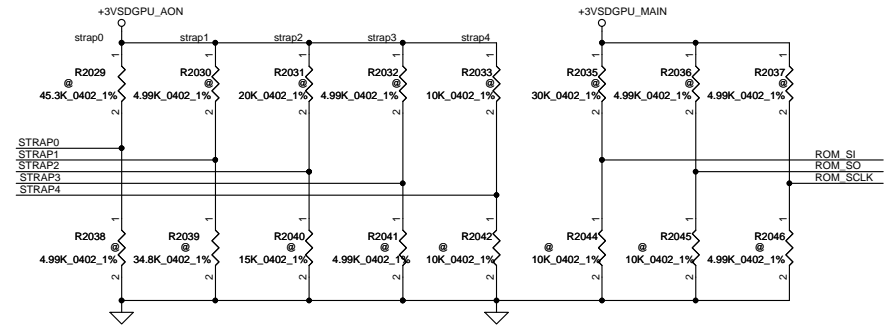
GPU Package	Rail	Capacitor Type		Footprint	Population	Location
GB2B-64	FBx_PLL_AVDD and FB_DLL_AVDD Combined	0.1 µF	X7R	0402	2	Under GPU
		22 µF	X5R	0805	1	Near GPU
		Bead Type				
		30 Ω (ESR=0.010 Ω)	0603	1	Near GPU	

SM010019400 3000ma 330hm@100mhz DCR 0.05





MULTI LEVEL STRAPS



For N15S-GT Binary strap table

Decive ID : 0x1341

GPU	X76	Freq	Memory Size	Memory Config	strap0	strap1	strap2	strap3	strap4	ROM_SI	ROM_SO	ROM_SCLK
N15S-GT	X76550BOL01	1GHz	128Mx16x4	0x7 (SA000067550) Micron MT41J128M16JT-093G-K	PU 50K	NC	NC	NC	NC	PD 45.3K	PD 4.99K	PD 4.99K
	X76550BOL02			0x8 (SA000068U90) Samsung K4W2G1646Q-BC1A						PU 4.99K		
	X76550BOL07			0x6 (SA00006H430) Hynix H5TC2G63FFR-11C						PD 34.8K		
	X76550BOL05	2GHz	256Mx16x4	0x1 (SA000077K20) Micron MT41J256M16HA-093G-E						PD 10K		
	X76550BOL06			0x2 (SA000076P20) Samsung K4W4G1646D-BC1A						PD 15K		
	X76550BOL06			0x0 (SA00006E840) Hynix H5TC4G63AFR-11C						PD 4.99K		

For N15V-GL/GM Binary strap table

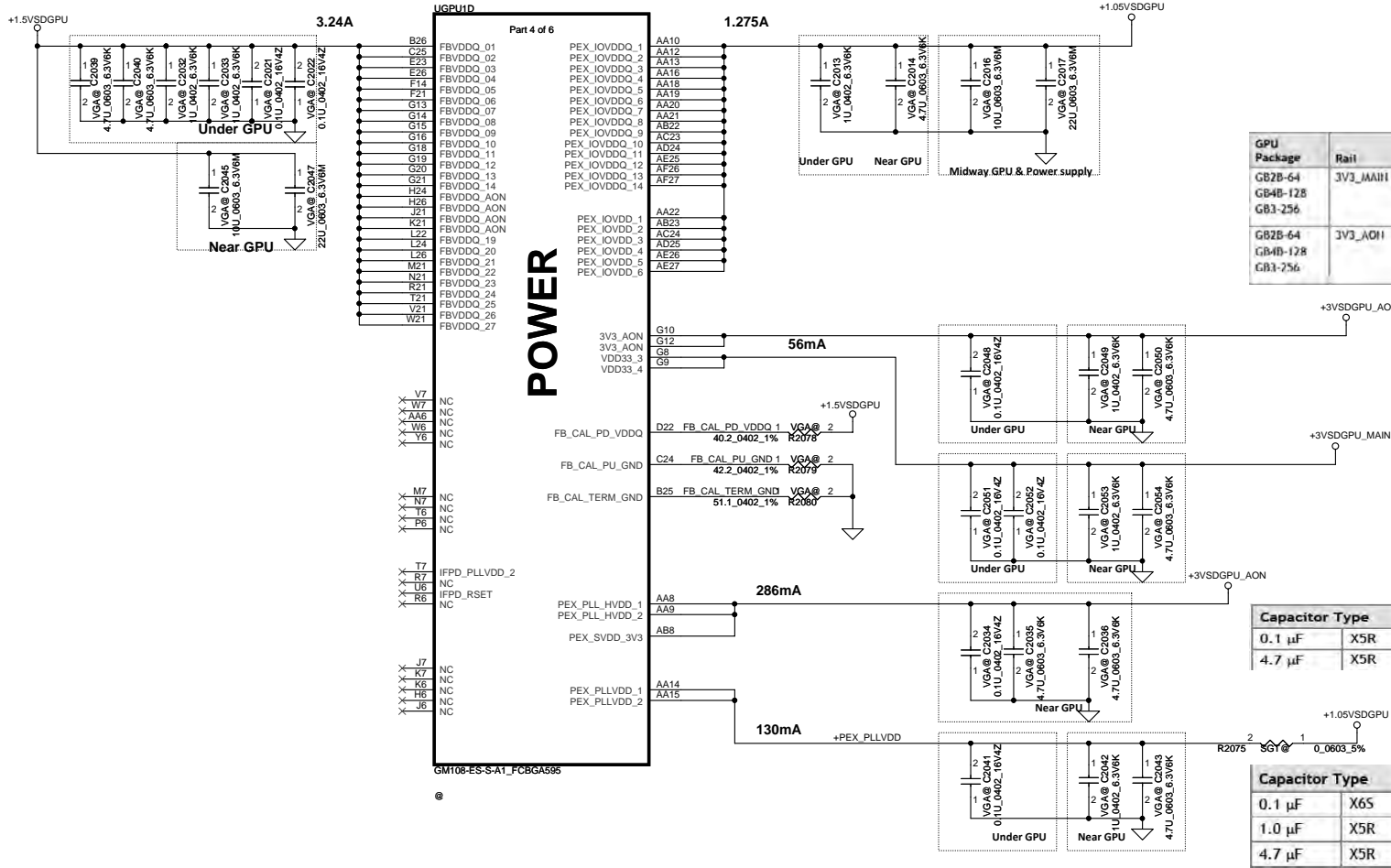
Decive ID : 0x1140

GPU	X76	Freq	Memory Size	Memory Config	strap0	strap1	strap2	strap3	strap4	ROM_SI	ROM_SO	ROM_SCLK
N15V-GL N15V-GM	X76550BOL03	1GHz	128Mx16x4	0x1 (SA000067550) Micron MT41J128M16JT-093G-K	PU 10K	PD10K	PD 10K	PD 10K	PD 10K	PD 10K	PD 10K	PD 10K
	X76550BOL04			0x5 (SA000068U00) Samsung K4W2G1646E-BC1A	PU 10K	PD10K	PU 10K	PD 10K				
	X76550BOL08			0xC (SA00006H430) Hynix H5TC2G63FFR-11C	PD 10K	PD10K	PU 10K	PU 10K				
		2GHz	256Mx16x4	0xE (SA000068U90) Samsung K4W2G1646Q-BC1A	PD 10K	PU 10K	PU 10K	PU 10K				
				0x9 (SA000076P20) Samsung K4W4G1646D-BC1A	PU 10K	PD10K	PD 10K	PU 10K				
				0xD (SA000077K20) Micron MT41J256M16HA-093G-E	PU 10K	PD10K	PU 10K	PU 10K				

NV 15x DG-06803-V03

GPU Package Type	Capacitor Type	Footprint		Population	Location	
GB2B-64 DDR3	0.1 µF	X7R	0402	2	2	Under GPU
	1 µF	X7R	0603	2	2	Under GPU
	4.7 µF	X6S	0603	2	2	Under GPU
	10 µF	X5R	0805	1	1	Hear GPU
	22 µF	X5R	0805	1	1	Hear GPU

GPU Package Type	Capacitor Type	Footprint	Population	Location
GB2B-64	1.0 μF X6S	0402	1	Under GPU
	4.7 μF X6S	0603	1	Hear GPU
	10 μF X5R	0805	1	Midway between GPU and Power Supply
	22 μF X5R	0805	1	Midway between GPU and Power Supply



GPU Package	Rail	Capacitor Type		Footprint	Population		Location
GB2B-64	3V3_MAIN	0.1µF	X6S	0402	2	2	Under GPU
GB4B-128		1 µF	X5R	0603	1	1	Hear GPU
GB3-256		4.7 µF	X5R	0603	1	1	Hear GPU
GB2B-64	3V3_AON	0.1µF	X6S	0402	1	1	Under GPU
GB4B-128		1 µF	X5R	0603	1	1	Hear GPU
GB3-256		4.7 µF	X5R	0603	1	1	Hear GPU

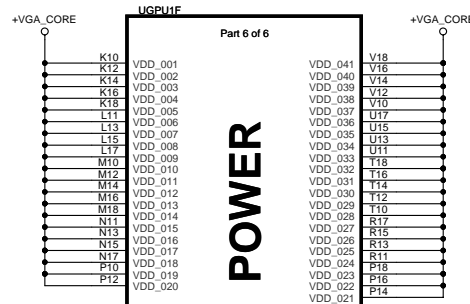
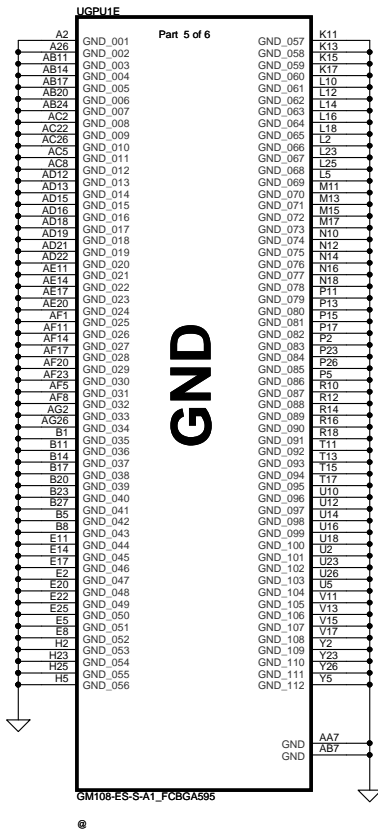
Capacitor Type		Footprint	Population	Location
0.1 μ F	X5R	0402	1	Near GPU
4.7 μ F	X5R	0603	2	Near GPU

Capacitor Type		Footprint	Population	Location
0.1 µF	X6S	0402	1	Under GPU
1.0 µF	X5R	0603	1	Hear GPU
4.7 µF	X5R	0805	1	Hear GPU



SM010028800 2000ma 120ohm @100mhz DCR 0.1

Security Classification	Compal Secret Data	Title	Compal Electronics, Inc.
Issued Date	2013/09/11	Deciphered Date	2013/09/24
THIS SHEET OF ENGINEERING DRAWING IS THE PROPRIETARY PROPERTY OF COMPAL ELECTRONICS, INC. AND CONTAINS CONFIDENTIAL AND TRADE SECRET INFORMATION. THIS SHEET MAY NOT BE TRANSFERRED FROM THE CUSTODY OF THE COMPETENT DIVISION OF COMPAL ELECTRONICS, INC. NEITHER THIS SHEET NOR THE INFORMATION IT CONTAINS MAY BE USED BY OR DISCLOSED TO ANY THIRD PARTY WITHOUT PRIOR WRITTEN CONSENT OF COMPAL ELECTRONICS, INC.		Document Number	N15X POWER & GND 4/9
		Customer	ZSWAH M/B LA-B162P
		Date	Wednesday, January 08, 2014
		Sheet	20 of 54



NV 15x DG-06803-V03

GPU Package Type	Capacitor Type		Footprint	Population	Location	Comments
GB2B-64	4.7 μ F	X6S	0603	10	10	Under GPU
	1 μ F	X6S	0402	4	4	Under GPU
	47 μ F	X5R	0805	1	1	Near GPU
	22 μ F	X5R	0805	1	1	Near GPU
	4.7 μ F	X5R	0805	5	5	Near GPU
	330 μ F	POS	7343	1	1	Near GPU ESR \leq 6 m Ω

DA-06840-V03

Table 6. EDP-Peak

Products	VRM Type	GPU Core	FB Total	1.05V Total
		(A)	(A)	(A)
N155-GM	DDR3/L	48.11	4.23	0.91
N155-GT	DDR3/L	60.07	4.26	0.91

DA-06925-V05

Table 6. EDP-Peak at $T_j = 102^\circ\text{C}$

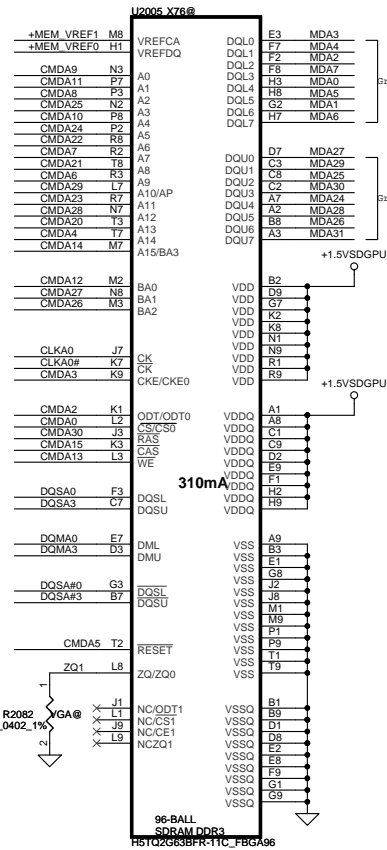
Power Supply Rail	N15V-GM-5
(V)	(A)
GPU Core Max	51.50
FB Total	4.25
PEXVDD	2.29

DA07075-V01

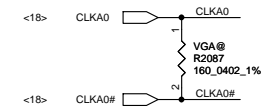
Table 7. EDP-Peak at $T_j = 102^\circ\text{C}$

Power Supply Rail	N15V-GL
(V)	(A)
GPU Core Max	28.26
FB Total	4.07
PEXVDD	1.82

WWW.AliSaler.Com

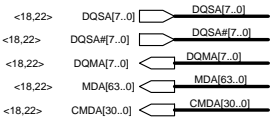


	Command Bit	Default Pull-down
DDR3	ODTx	10k
	CKEx	10k
	RST	10k
	CS*	No Termination

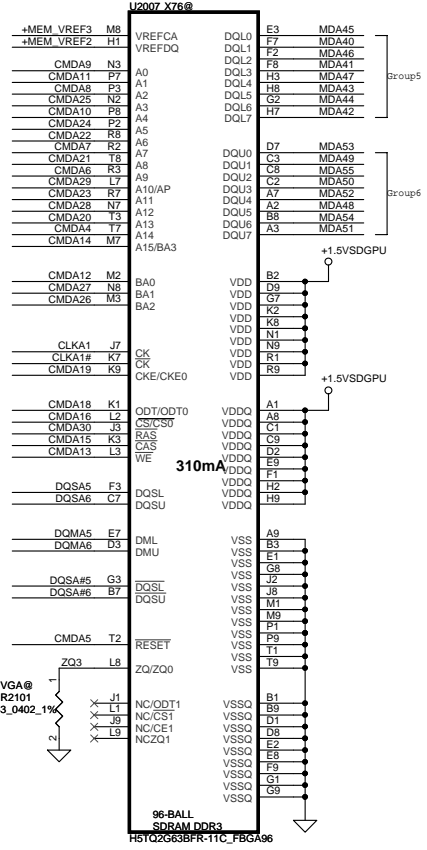
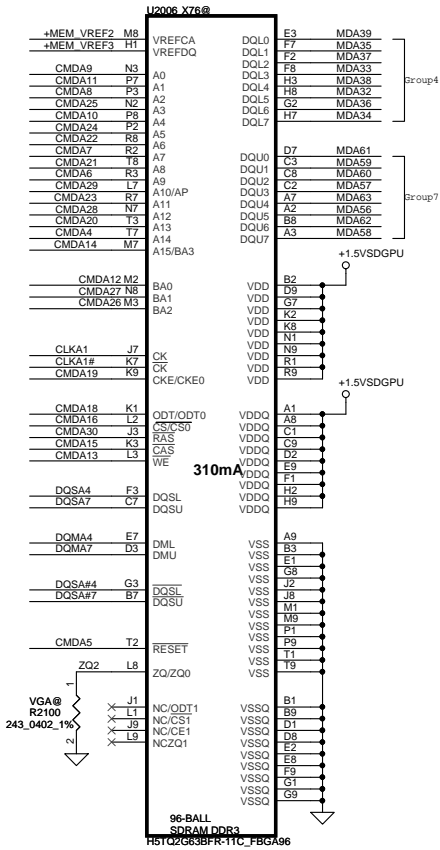


Security Classification	Compal Secret Data			Compal Electronics, Inc.		
Issued Date	2013/09/11	Deciphered Date	2013/09/24	Title	N15X DDR3 6/7	
THIS SHEET OF ENGINEERING DRAWING IS THE PROPRIETARY PROPERTY OF COMPAL ELECTRONICS, INC. AND CONTAINS CONFIDENTIAL AND TRADE SECRET INFORMATION. THIS SHEET MAY NOT BE TRANSFERRED FROM THE CUSTODY OF THE COMPETENT DIVISION OF R&D DEPARTMENT EXCEPT AS AUTHORIZED BY COMPAL ELECTRONICS, INC. NEITHER THIS SHEET NOR THE INFORMATION IT CONTAINS MAY BE USED BY OR DISCLOSED TO ANY THIRD PARTY WITHOUT PRIOR WRITTEN CONSENT OF COMPAL ELECTRONICS, INC.				Doc No	Document Number	Rev
				Customer	Z5WAH M/B LA-B162P	
				Date	Wednesday, January 08, 2014	Sheet 22 of 54

VRAM DDR3 chips

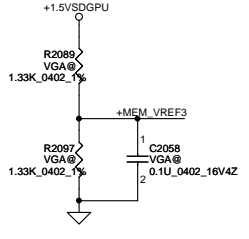
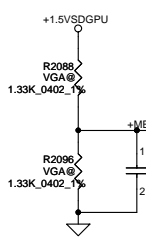
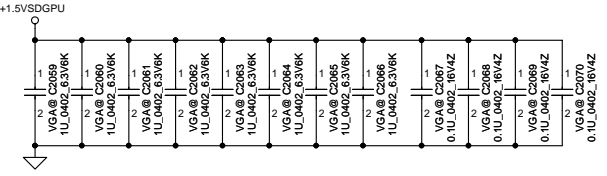
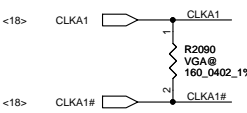


High 32

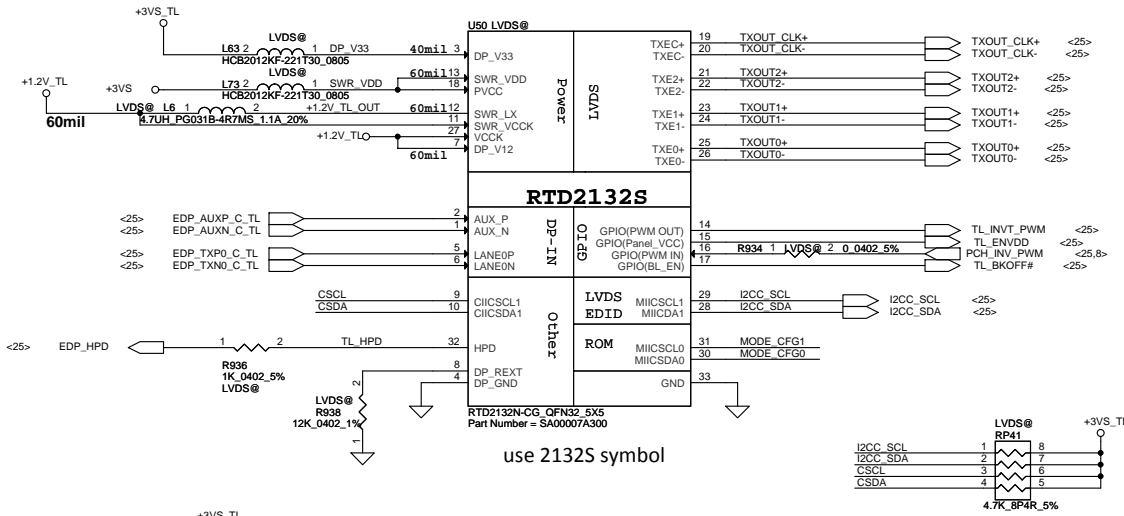
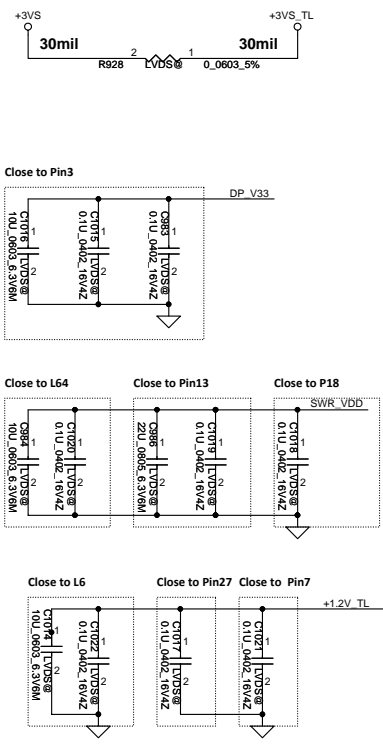


Mode D Address	0..31	32..63
CMD0	CS0_L#	
CMD1		
CMD2	ODT_L	
CMD3	CKE_L	
CMD4	A14	A14
CMD5	RST	RST
CMD6	A9	A9
CMD7	A7	A7
CMD8	A2	A2
CMD9	A0	A0
CMD10	A4	A4
CMD11	A1	A1
CMD12	BA0	BA0
CMD13	WE*	WE*
CMD14	A15	A15
CMD15	CAS*	CAS*
CMD16		CS0_H#
CMD17		
CMD18		ODT_H
CMD19		CKE_H
CMD20	A13	A13
CMD21	A8	A8
CMD22	A6	A6
CMD23	A11	A11
CMD24	A5	A5
CMD25	A3	A3
CMD26	BA2	BA2
CMD27	BA1	BA1
CMD28	A12	A12
CMD29	A10	A10
CMD30	RAS*	RAS*
Not Available		
	LOW	HIGH

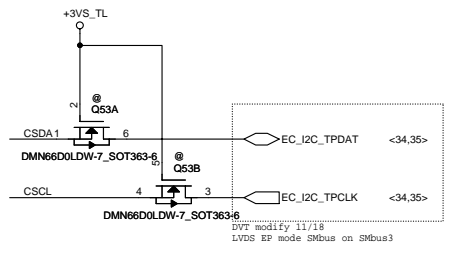
Command Bit	Default Pull-down
ODTx	10k
CKEx	10k
RST	10k
CAS*	No Termination



LVDS Translator - RTD2132R

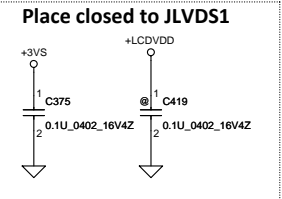
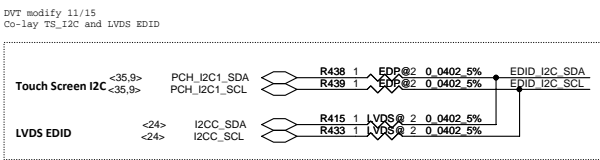
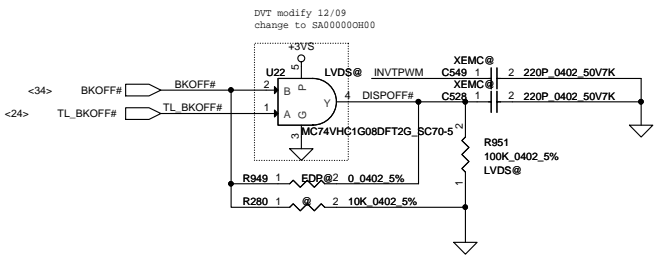
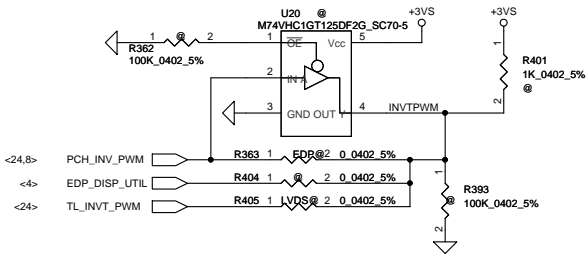
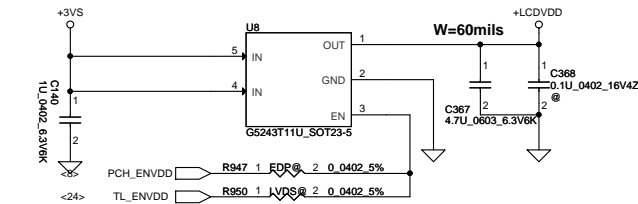


MODE_CFG0(PIN30)		
	0	1
MODE_CFG1(PIN31)	X	EP MODE
	ROM ONLY MODE*	EEPROM MODE

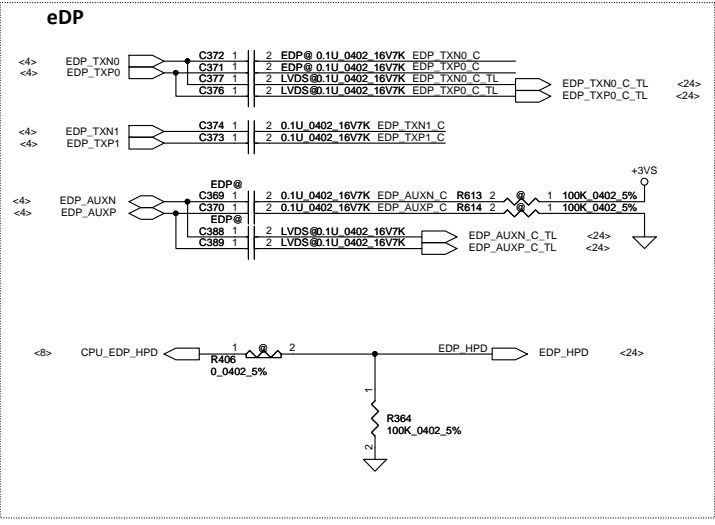
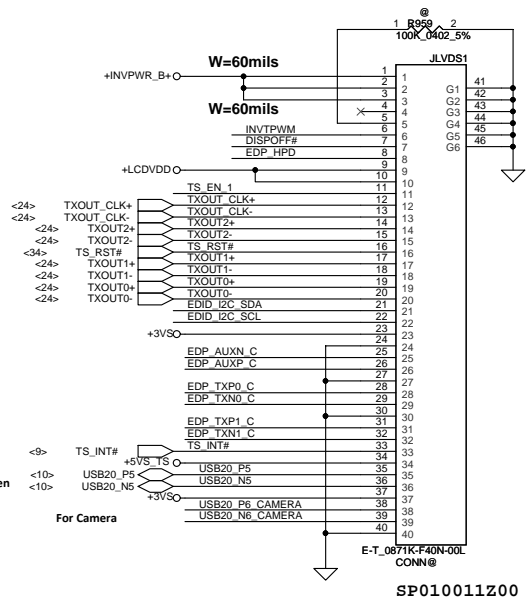


EDP / LVDS conn.

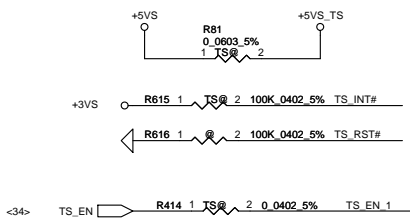
LCD POWER CIRCUIT



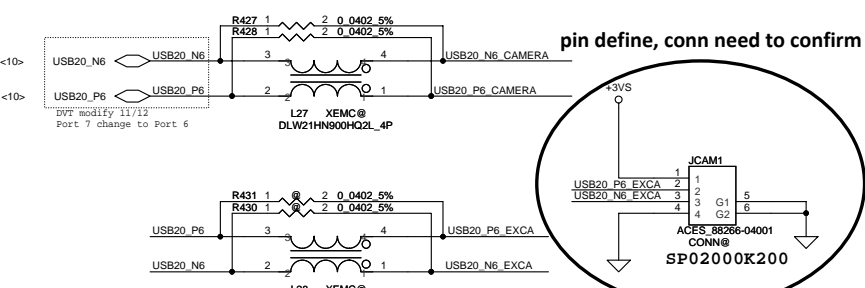
LCD/ LED PANEL Conn.



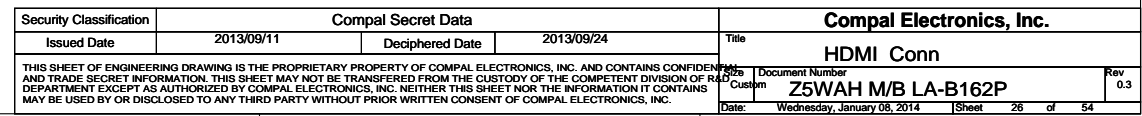
Touch Screen



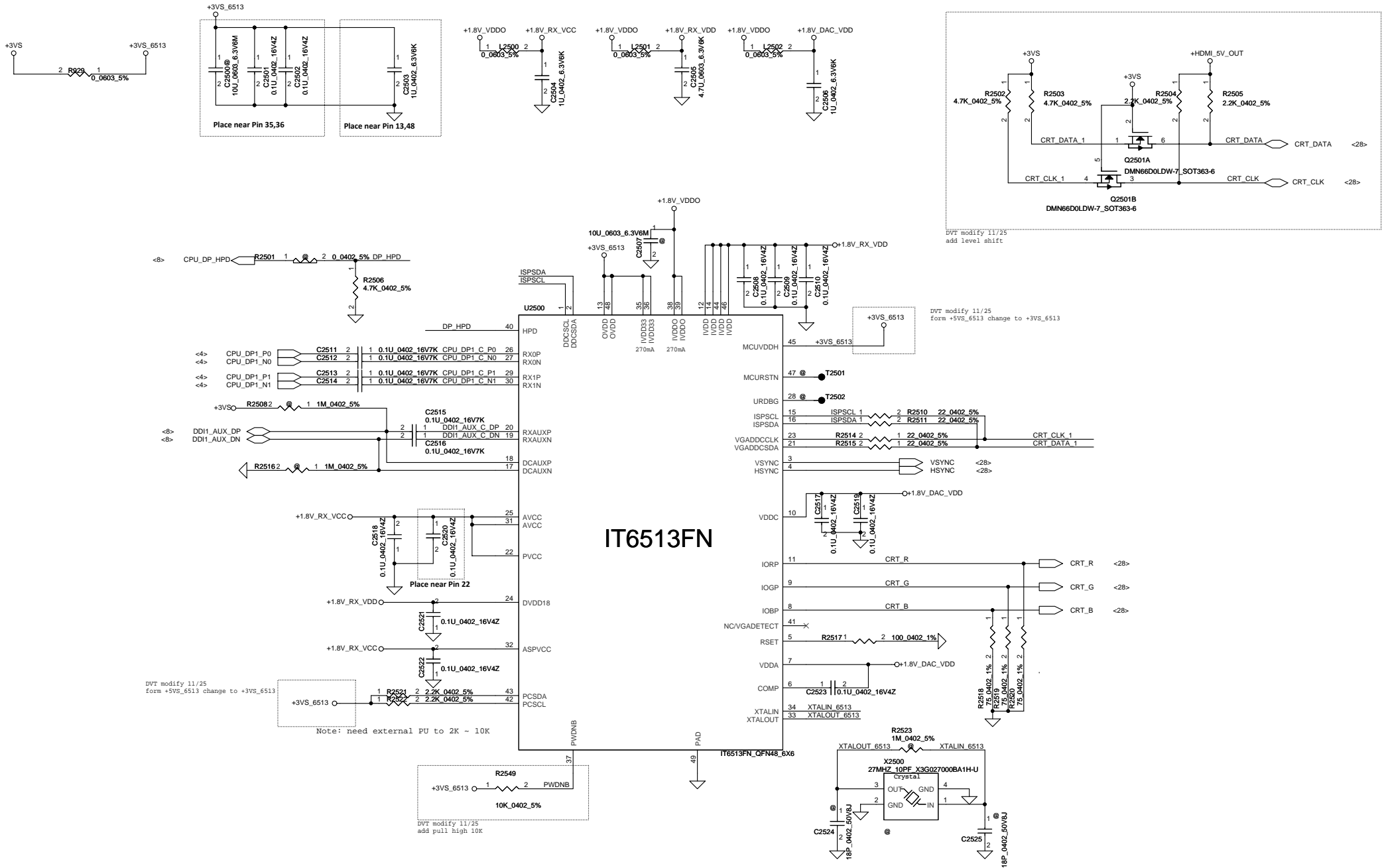
Camera



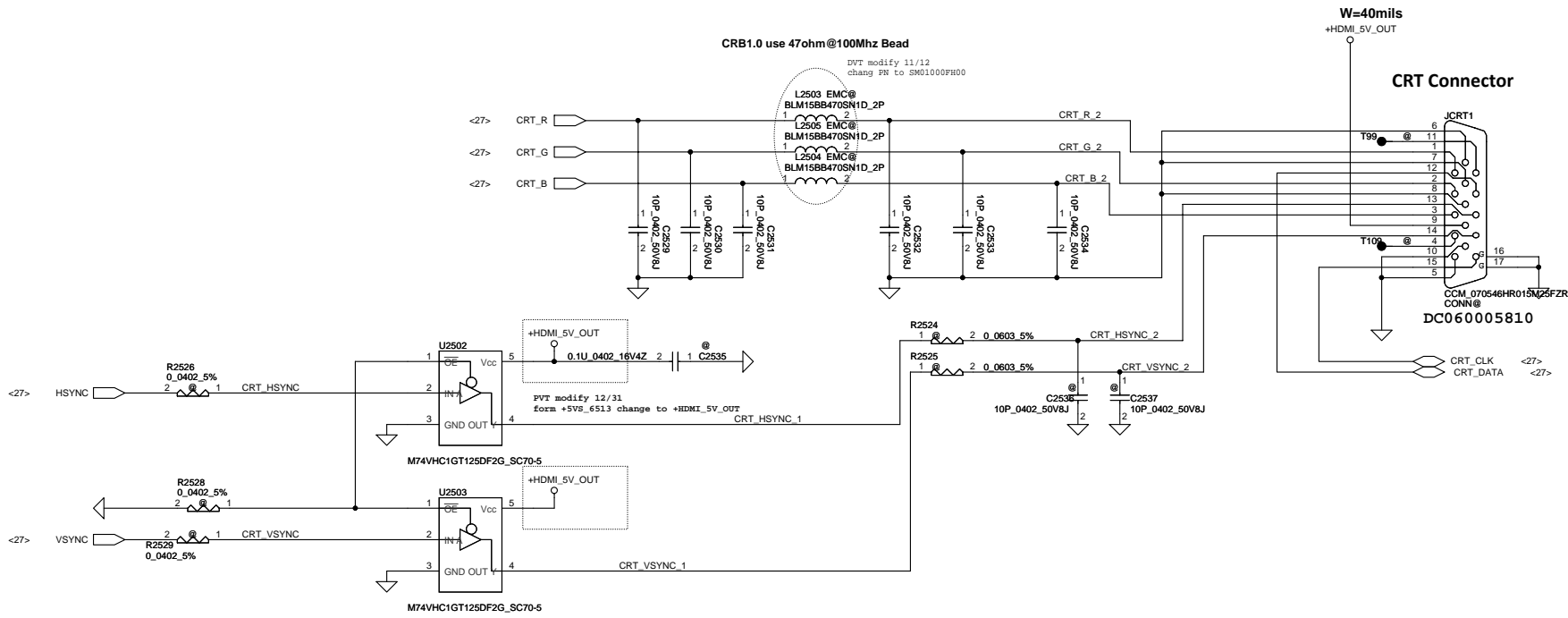
WWW.AliSaler.Com



DP to VGA-IT6513

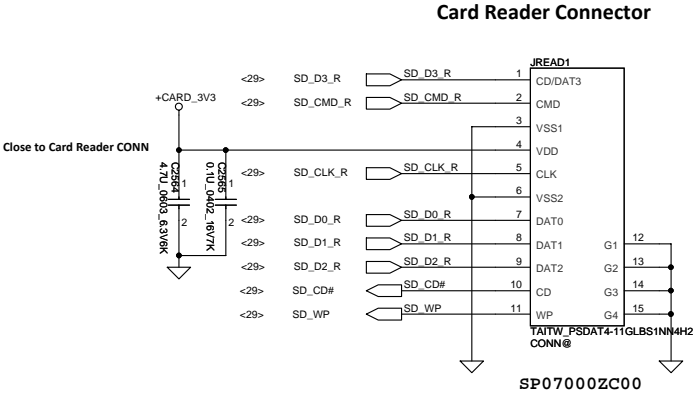
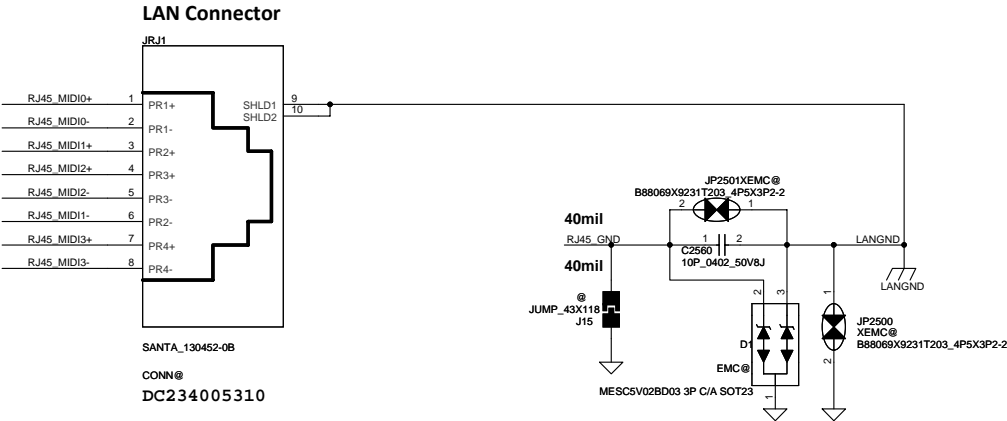
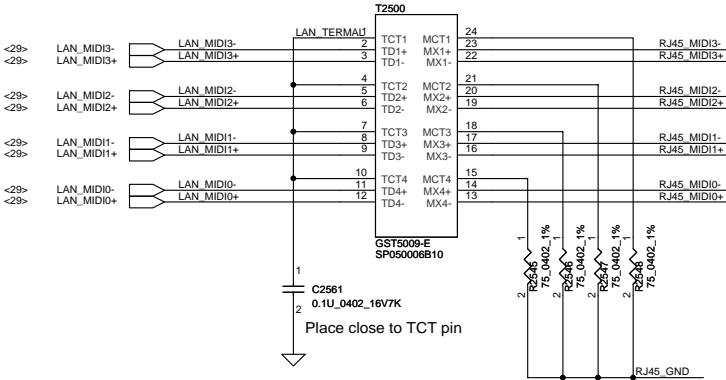


CRT conn.

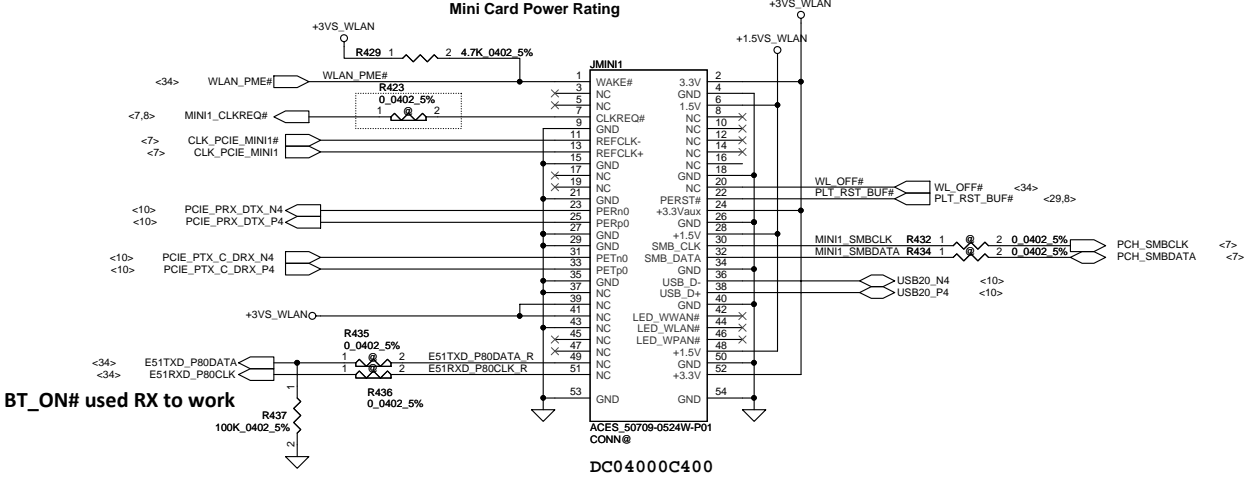
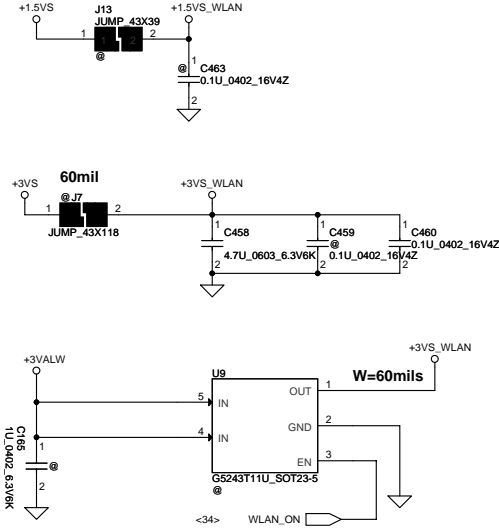


Security Classification		Compal Secret Data		Compal Electronics, Inc.	
Issued Date		Deciphered Date		Title	
2013/09/11		2013/09/11		CRT Connector	
THIS SHEET OF ENGINEERING DRAWING IS THE PROPRIETARY PROPERTY OF COMPAL ELECTRONICS, INC. AND CONTAINS CONFIDENTIAL AND TRADE SECRET INFORMATION. THIS SHEET MAY NOT BE TRANSFERRED FROM THE CUSTODY OF THE COMPETENT DIVISION OF R&D DEPARTMENT EXCEPT AS AUTHORIZED BY COMPAL ELECTRONICS, INC. NEITHER THIS SHEET NOR THE INFORMATION IT CONTAINS MAY BE USED BY OR DISCLOSED TO ANY THIRD PARTY WITHOUT PRIOR WRITTEN CONSENT OF COMPAL ELECTRONICS, INC.		Customer		Document Number	
				Z55WAH M/B LA-B162P	
				Rev	
				0.3	
				Date: Wednesday, January 08, 2014	
				Sheet 28 of 54	

RJ45 / Card Reader conn.

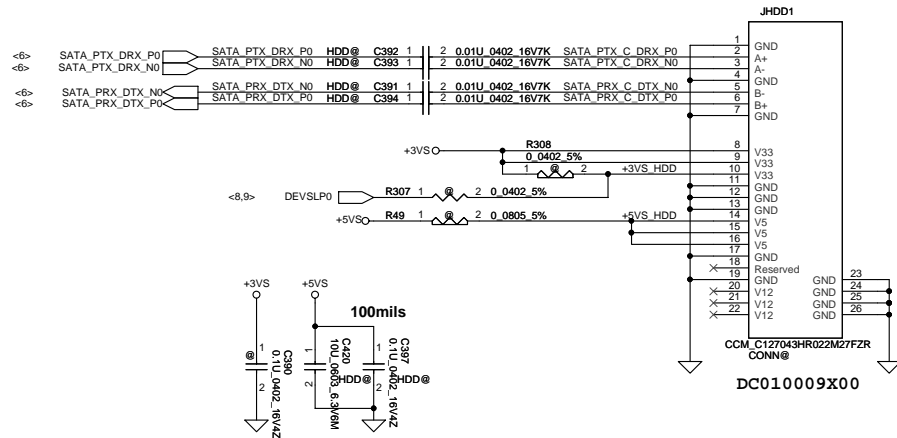


Wireless LAN

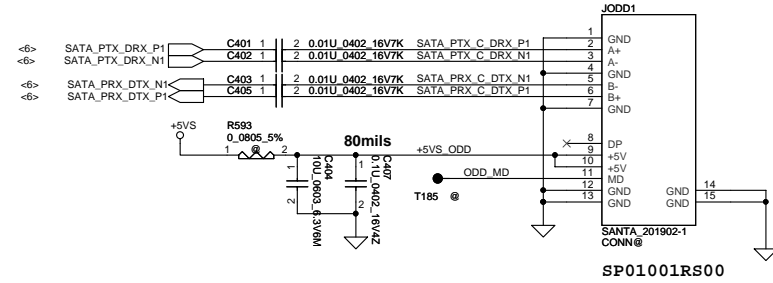


Security Classification	Compal Secret Data			Compal Electronics, Inc.		
Issued Date	2013/09/11	Deciphered Date	2013/09/24	Title	MINI CARD (WLAN)	
THIS SHEET OF ENGINEERING DRAWING IS THE PROPRIETARY PROPERTY OF COMPAL ELECTRONICS, INC. AND CONTAINS CONFIDENTIAL AND TRADE SECRET INFORMATION. THIS SHEET MAY NOT BE TRANSFERRED FROM THE CUSTODY OF THE COMPETENT DIVISION OF R&D DEPARTMENT EXCEPT AS AUTHORIZED BY COMPAL ELECTRONICS, INC. NEITHER THIS SHEET NOR THE INFORMATION IT CONTAINS MAY BE USED BY OR DISCLOSED TO ANY THIRD PARTY WITHOUT PRIOR WRITTEN CONSENT OF COMPAL ELECTRONICS, INC.				Document Number	Rev 0.3	
				Customer	Z5WAH M/B LA-B162P	
Date: Wednesday, January 08, 2014				Sheet	31	of 54

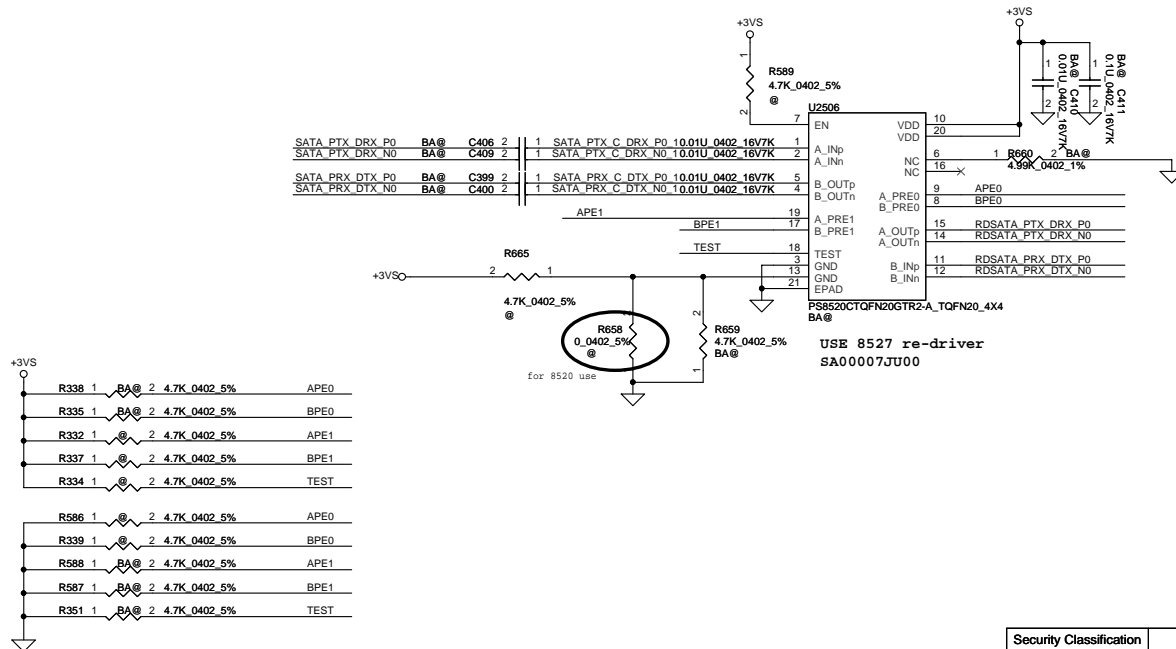
SATA HDD1 Conn.



SATA ODD Conn.

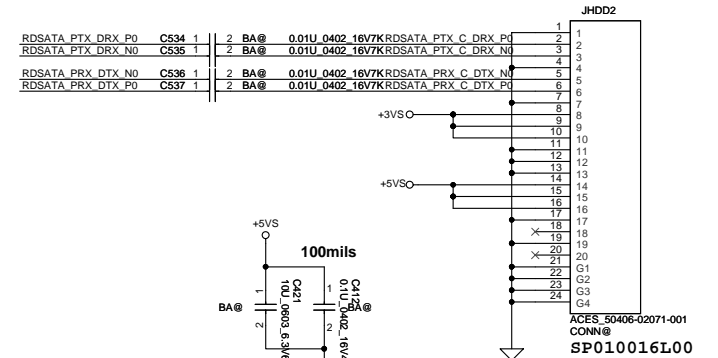


SATA Re-Driver HDD Conn. for BA50



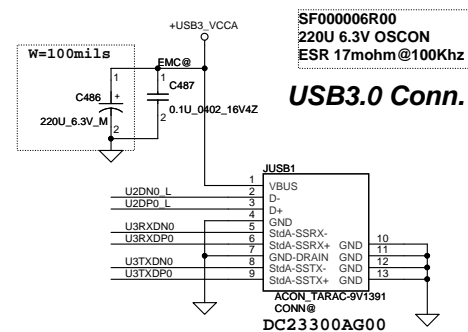
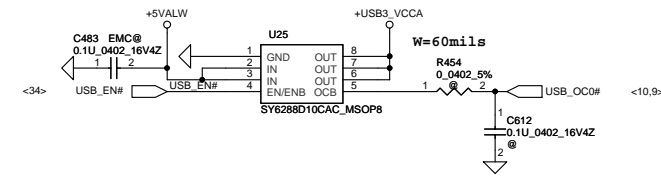
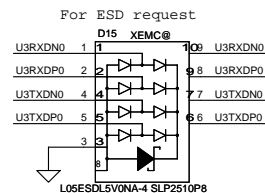
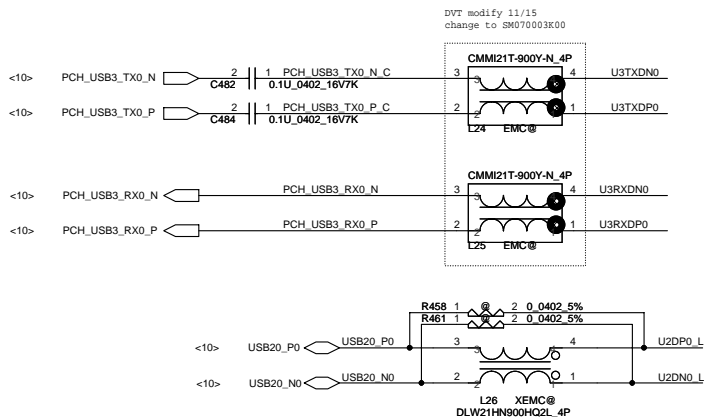
SATA HDD1 Conn.

CL 4.0 mm

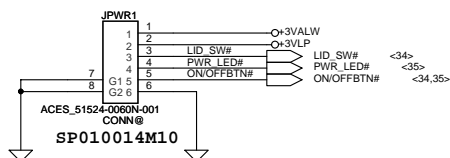


Security Classification	Compal Secret Data		Compal Electronics, Inc.	
Issued Date	2013/09/11	Deciphered Date	2013/09/24	Title
THIS SHEET OF ENGINEERING DRAWING IS THE PROPRIETARY PROPERTY OF COMPAL ELECTRONICS, INC. AND CONTAINS CONFIDENTIAL AND TRADE SECRET INFORMATION. THIS SHEET MAY NOT BE TRANSFERRED FROM THE CUSTODY OF THE COMPETENT DIVISION OF R&D DEPARTMENT EXCEPT AS AUTHORIZED BY COMPAL ELECTRONICS, INC. NEITHER THIS SHEET NOR THE INFORMATION IT CONTAINS MAY BE USED BY OR DISCLOSED TO ANY THIRD PARTY WITHOUT PRIOR WRITTEN CONSENT OF COMPAL ELECTRONICS, INC.				Document Number
				Z5WAH M/B LA-B162P
				Rev 0.3
				Date: Wednesday, January 08, 2014
				Sheet 32 of 54

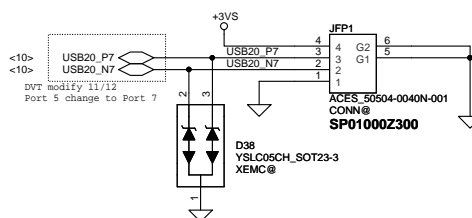
USB3.0 (Port 0)



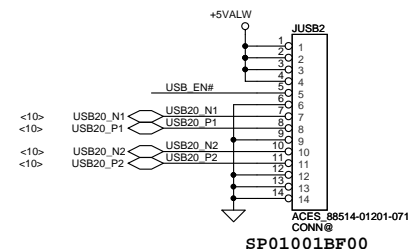
PWR/B



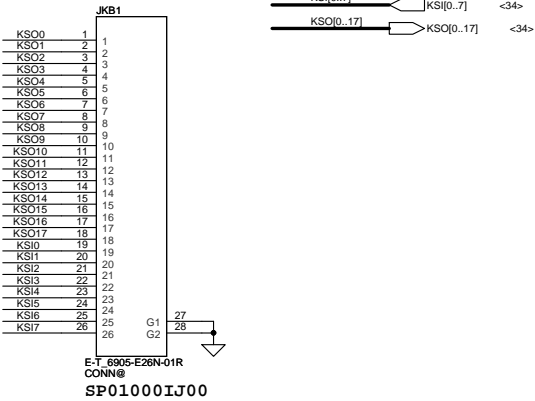
Finger Print /B for BA50



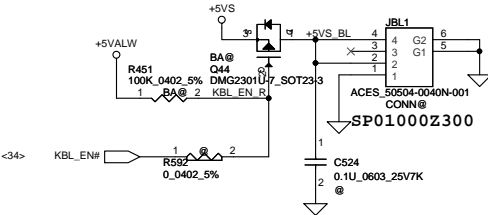
USB/B (USB Port 1, Port2)



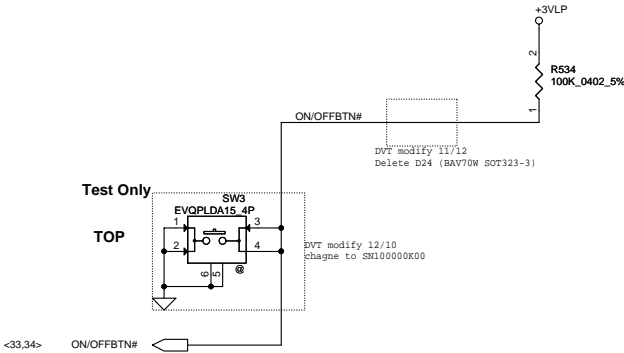
KB Conn.



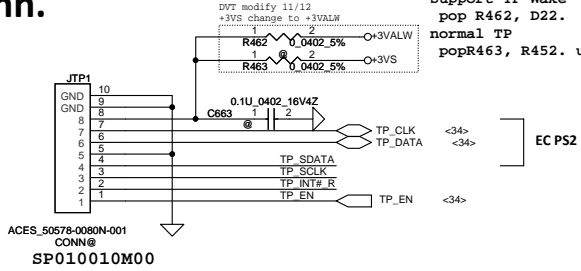
KB BackLight Conn. Reserve



ON/OFF BTN

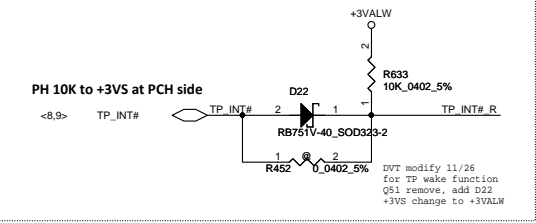
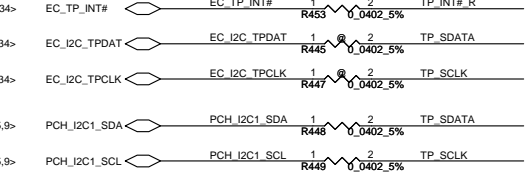


TP/B Conn.

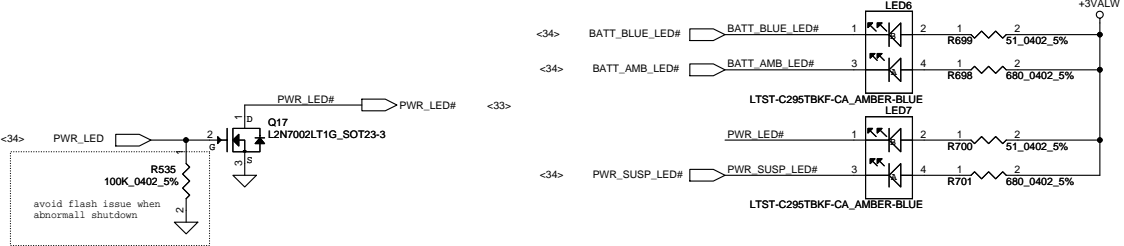


EC I2C

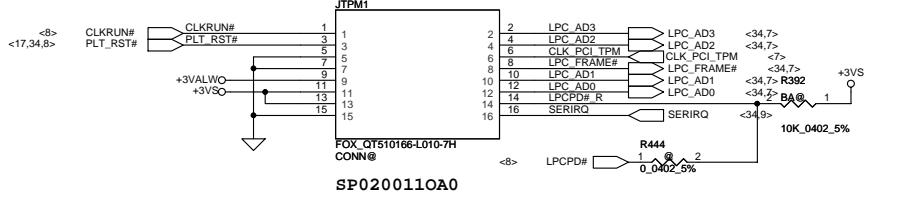
PCH I2C



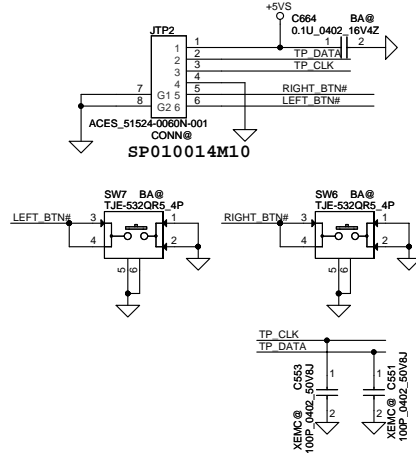
LED



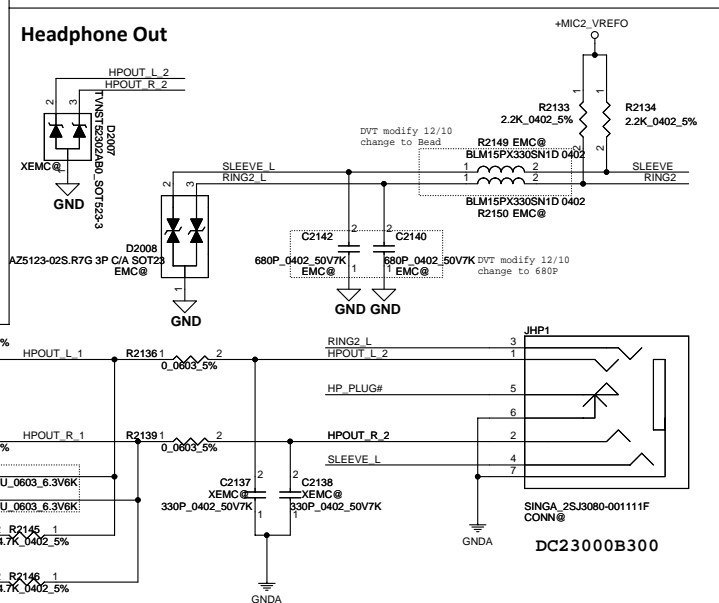

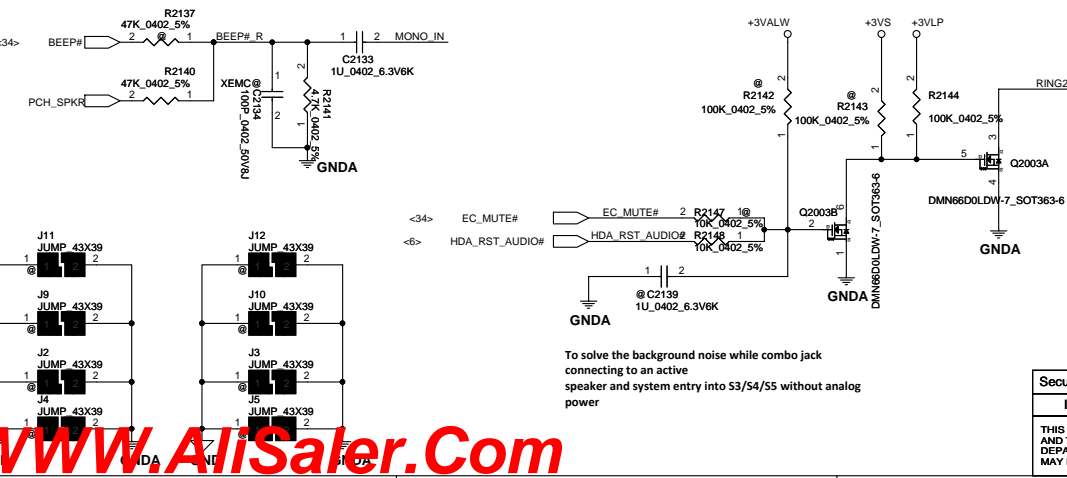
TPM Board for BA50



To BA50 TP/B Conn.

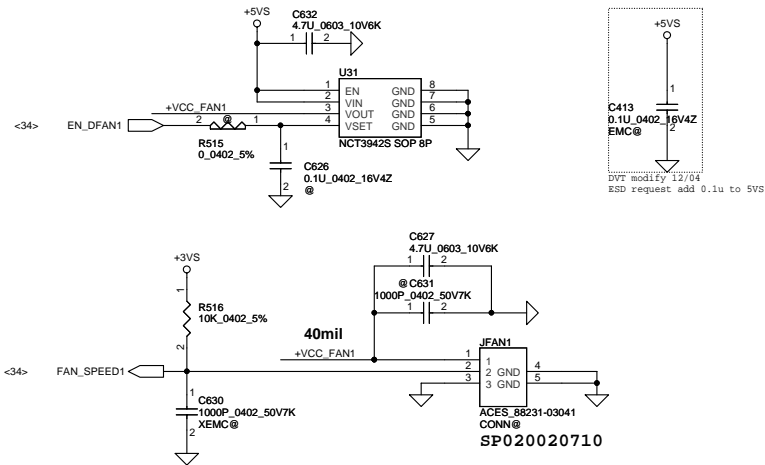


www.AliSaler.Com

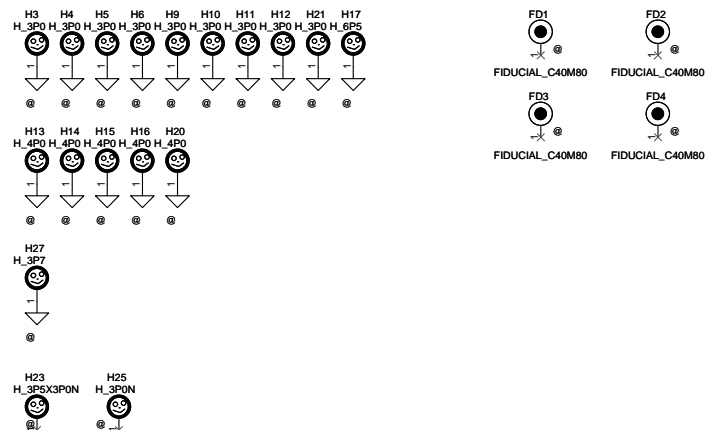


Security Classification		Compal Secret Data		Compal Electronics, Inc.	
Issued Date	2013/09/11	Deciphered Date	2013/09/24	Title	HD Audio Codec ALC283
THIS SHEET OF ENGINEERING DRAWING IS THE PROPRIETARY PROPERTY OF COMPAL ELECTRONICS, INC. AND CONTAINS CONFIDENTIAL AND TRADE SECRET INFORMATION. THIS SHEET MAY NOT BE TRANSFERRED FROM THE CUSTODY OF THE COMPETENT DIVISION OF R&D DEPARTMENT EXCEPT AS AUTHORIZED BY COMPAL ELECTRONICS, INC. NEITHER THIS SHEET NOR THE INFORMATION IT CONTAINS MAY BE USED BY OR DISCLOSED TO ANY THIRD PARTY WITHOUT PRIOR WRITTEN CONSENT OF COMPAL ELECTRONICS, INC.				Part Number	
				Customer	Z5WAH M/B LA-B162P
				Rev	0.3
Date: Wednesday, January 08, 2014				Sheet	36 of 54

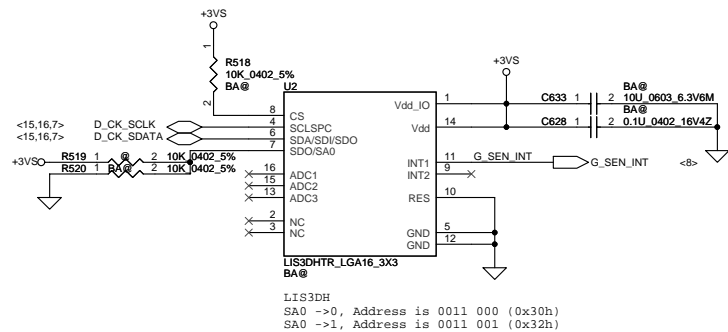
FAN1 Conn



Screw Hole



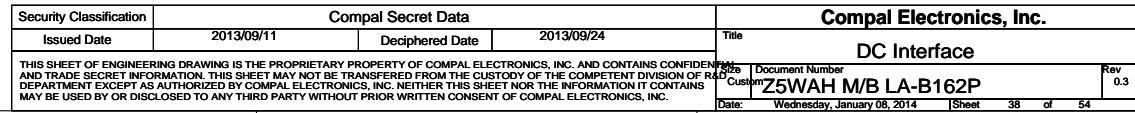
G-Sensor for BA50

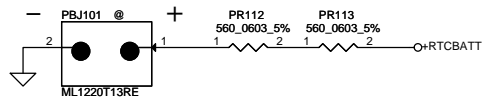
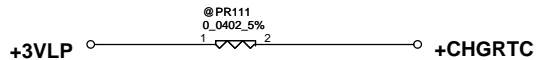
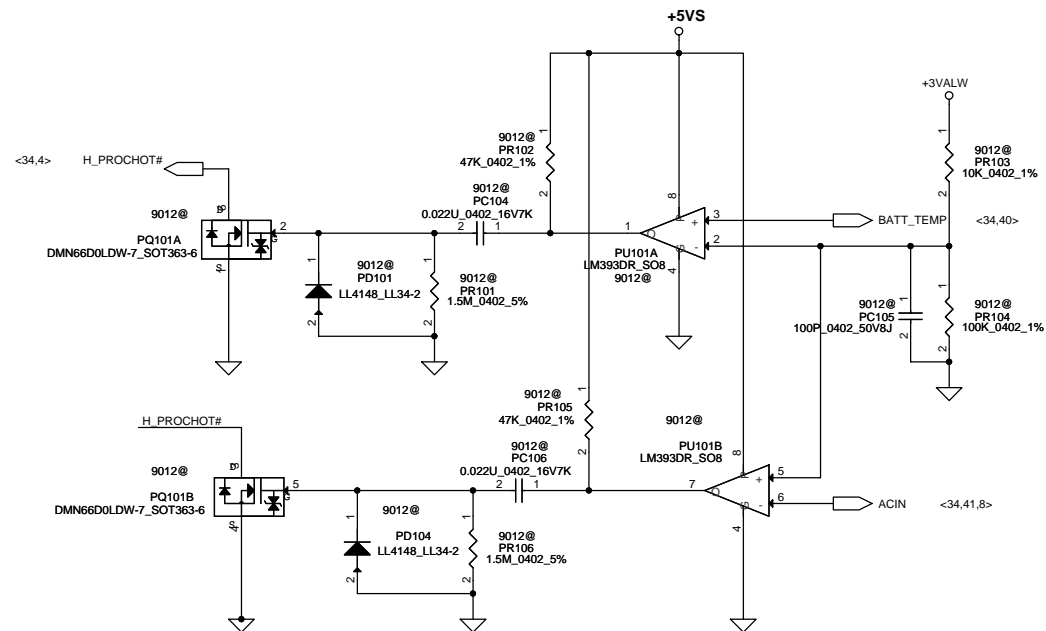
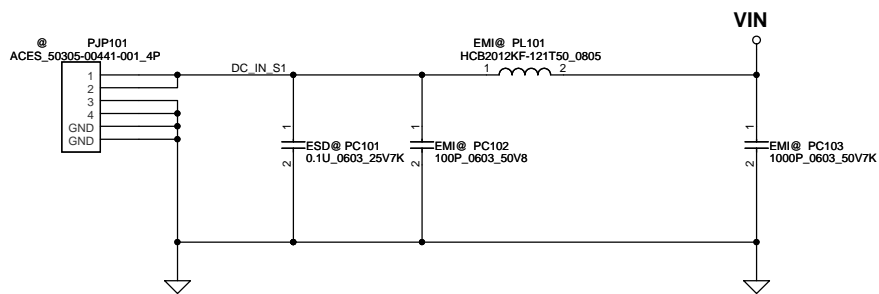


Security Classification		Compal Secret Data		Compal Electronics, Inc.	
Issued Date	2013/09/11	Deciphered Date	2013/09/24	Title	FAN & Screw Hole & G-Sensor
THIS SHEET OF ENGINEERING DRAWING IS THE PROPRIETARY PROPERTY OF COMPAL ELECTRONICS, INC. AND CONTAINS CONFIDENTIAL AND TRADE SECRET INFORMATION. THIS SHEET MAY NOT BE TRANSFERRED FROM THE CUSTODY OF THE COMPETENT DIVISION OF R&D DEPARTMENT EXCEPT AS AUTHORIZED BY COMPAL ELECTRONICS, INC. NEITHER THIS SHEET NOR THE INFORMATION IT CONTAINS MAY BE USED BY OR DISCLOSED TO ANY THIRD PARTY WITHOUT PRIOR WRITTEN CONSENT OF COMPAL ELECTRONICS, INC.				Document Number	Rev
				Customer	0.3
				Date	Wednesday, January 08, 2014
				Sheet	37 of 54

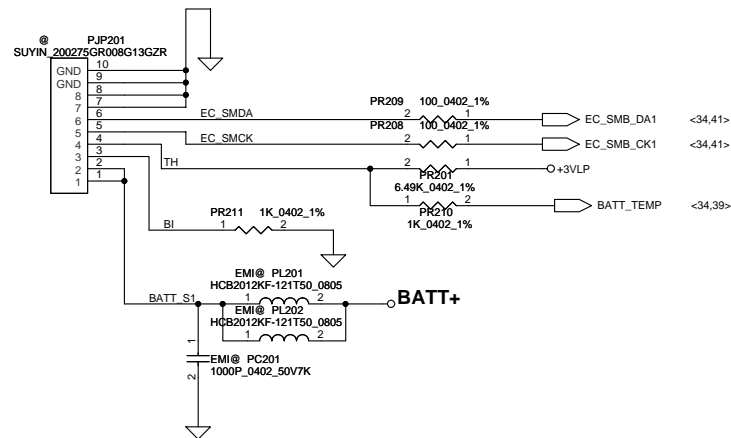
3 SDG MAIN EN From CPU

WWW.AllSaler.Com





Security Classification	Compal Secret Data			Compal Electronics, Inc.	
Issued Date	2012/07/10	Deciphered Date	2013/09/24	Title	DCIN
THIS SHEET OF ENGINEERING DRAWING IS THE PROPRIETARY PROPERTY OF COMPAL ELECTRONICS, INC. AND CONTAINS CONFIDENTIAL AND TRADE SECRET INFORMATION. THIS SHEET MAY NOT BE TRANSFERRED FROM THE CUSTODY OF THE COMPETENT DIVISION OF R&D DEPARTMENT EXCEPT AS AUTHORIZED BY COMPAL ELECTRONICS, INC. NEITHER THIS SHEET NOR THE INFORMATION IT CONTAINS MAY BE USED BY OR DISCLOSED TO ANY THIRD PARTY WITHOUT PRIOR WRITTEN CONSENT OF COMPAL ELECTRONICS, INC.					Rev 0.3
Date:	Wednesday, January 08, 2014	Sheet	39	of	54



---Battery_pin define---

PIN1 GND
PIN2 GND
PIN3 SMD
PIN4 SMC
PIN5 TS
PIN6 B/I
PIN7 Batt+
PIN8 Batt+

---Battery Con_pin define---

PIN8 GND
PIN7 GND
PIN6 SMD
PIN5 SMC
PIN4 TS
PIN3 B/I
PIN2 Batt+
PIN1 Batt+

	For KB9012 OTP	For KB9022 OTP
92	1.2V	1.0V
56	1.2V	1.0V
PR216	22.6K ohm	32.4K ohm
PR227	26.1K ohm	30K ohm

2013/10/14 update

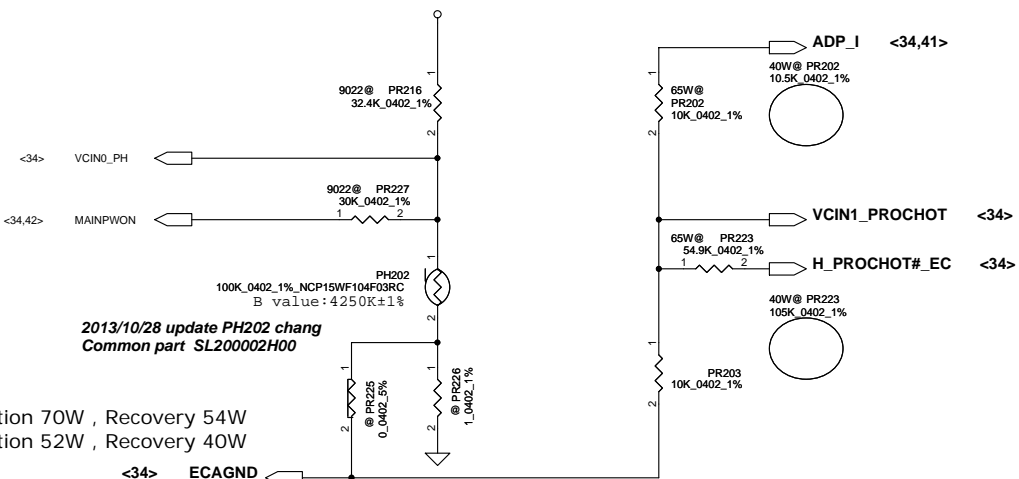
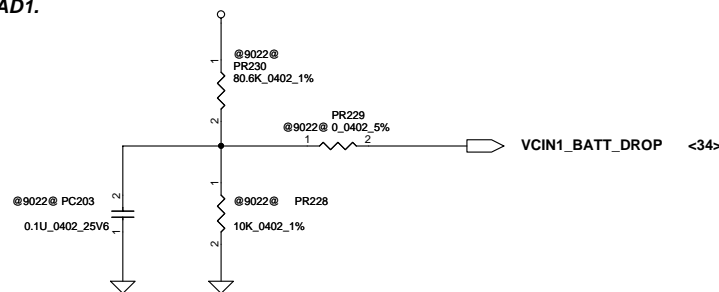
For KB9022 sense 20ms	Active	Recovery
40W	52W, 0.51V	40W, 0.51V
65W	84.5W, 0.82V	65W, 0.82V

PH201 under CPU bottom side :
CPU thermal protection at 92 degree C (shutdown)
Recovery at 56 degree C +EC_VCCA

2013/10/02

Add for ENE9022 Battery Voltage drop detection. B+
Connect to ENE9022 pin64 AD1.

Battery is 3-cell design.
B+=9V



For 65W adapter==>action 70W , Recovery 54W
For 40W adapter==>action 52W , Recovery 40W

Security Classification		Compal Secret Data				Compal Electronics, Inc.					
Issued Date		2012/07/10		Deciphered Date		2013/09/24		Title			
THIS SHEET OF ENGINEERING DRAWING IS THE PROPRIETARY PROPERTY OF COMPAL ELECTRONICS, INC. AND CONTAINS CONFIDENTIAL AND TRADE SECRET INFORMATION. THIS SHEET MAY NOT BE TRANSFERRED FROM THE CUSTODY OF THE COMPETENT DIVISION OF R&D DEPARTMENT EXCEPT AS AUTHORIZED BY COMPAL ELECTRONICS, INC. NEITHER THIS SHEET NOR THE INFORMATION IT CONTAINS MAY BE USED BY OR DISCLOSED TO ANY THIRD PARTY WITHOUT PRIOR WRITTEN CONSENT OF COMPAL ELECTRONICS, INC.						BATTERY CONN / OTP					
						Size		Document Number		Rev	
						Custom				0.3	
Date:		Wednesday, January 08, 2014		Sheet		40 of 54					

Protection for reverse input

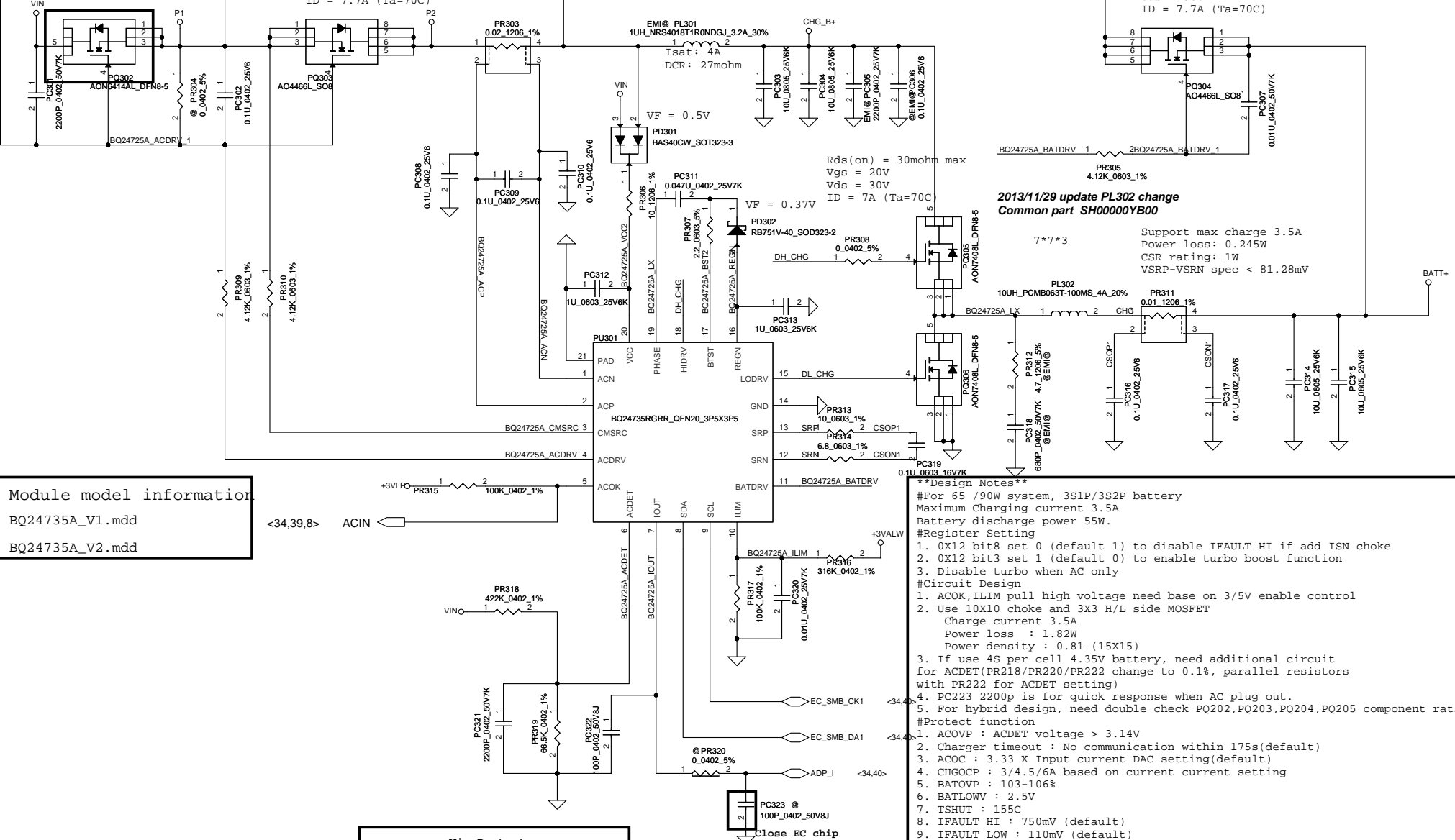
2013/10/14

PR303 10m ohm chang -->20m ohm
SD00000S120

Rds(on) typ = 35mohm max
Vgs = 20V
Vds = 30V
ID = 7.7A (Ta=70C)

Need check the SOA for inrush

Rds(on) = 35mohm max
Vgs = 20V
Vds = 30V
ID = 7.7A (Ta=70C)



Module model information

BQ24735A_V1.mdd

BQ24735A_V2.mdd

Vin Detector

	Min.	Typ	Max.
L-->H	17.16V	17.63V	18.12V
H-->L	16.76V	17.22V	17.70V

VILIM = 20*ILIM*Rsr
ILIM = 3.3*100/(100+107)/20/0.02
= 3.986 A

Design Notes

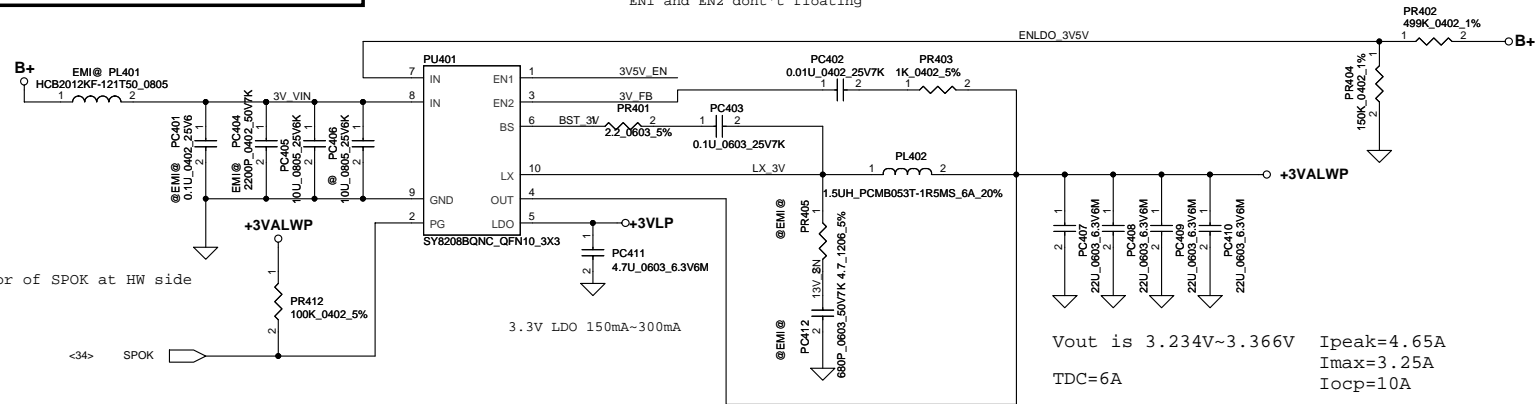
- #For 65 /90W system, 3S1P/3S2P battery
- Maximum Charging current 3.5A
- Battery discharge power 55W.
- #Register Setting
 - 0X12 bit8 set 0 (default 1) to disable IFAULT HI if add ISN choke
 - 0X12 bit3 set 1 (default 0) to enable turbo boost function
 - Disable turbo when AC only
- #Circuit Design
 - ACOK,ILIM pull high voltage need base on 3/5V enable control
 - Use 10X10 choke and 3X3 H/L side MOSFET
 - Charge current 3.5A
 - Power loss : 1.82W
 - Power density : 0.81 (15X15)
 - If use 4S per cell 4.35V battery, need additional circuit for ACDET(PR218/PR220/PR222 change to 0.1%, parallel resistors with PR222 for ACDET setting)
 - PC223 2200p is for quick response when AC plug out.
 - For hybrid design, need double check PQ202,PQ203,PQ204,PQ205 component rating
- #Protect function
 - ACOVF : ACDET voltage > 3.14V
 - Charger timeout : No communication within 175s(default)
 - ACOC : 3.33 X Input current DAC setting(default)
 - CHGOCF : 3/4.5/6A based on current current setting
 - BATOVF : 103-106%
 - BATLOWV : 2.5V
 - TSHUT : 155C
 - IFAULT HI : 750mV (default)
 - IFAULT LOW : 110mV (default)

Security Classification				Compal Secret Data				Compal Electronics, Inc.			
Issued Date				2014/07/02				2013/09/24			
Deciphered Date				2013/09/24				Title			
THIS SHEET OF ENGINEERING DRAWING IS THE PROPRIETARY PROPERTY OF COMPAL ELECTRONICS, INC. AND CONTAINS CONFIDENTIAL AND TRADE SECRET INFORMATION. THIS SHEET MAY NOT BE TRANSFERRED FROM THE CUSTODY OF THE COMPETENT DIVISION OF R&D DEPARTMENT EXCEPT AS AUTHORIZED BY COMPAL ELECTRONICS, INC. NEITHER THIS SHEET NOR THE INFORMATION IT CONTAINS MAY BE USED BY OR DISCLOSED TO ANY THIRD PARTY WITHOUT PRIOR WRITTEN CONSENT OF COMPAL ELECTRONICS, INC.				Document Number				Rev			
Date: Wednesday, January 08, 2014				Sheet				41 of 54			

Module model information

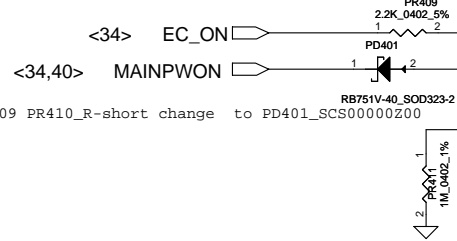
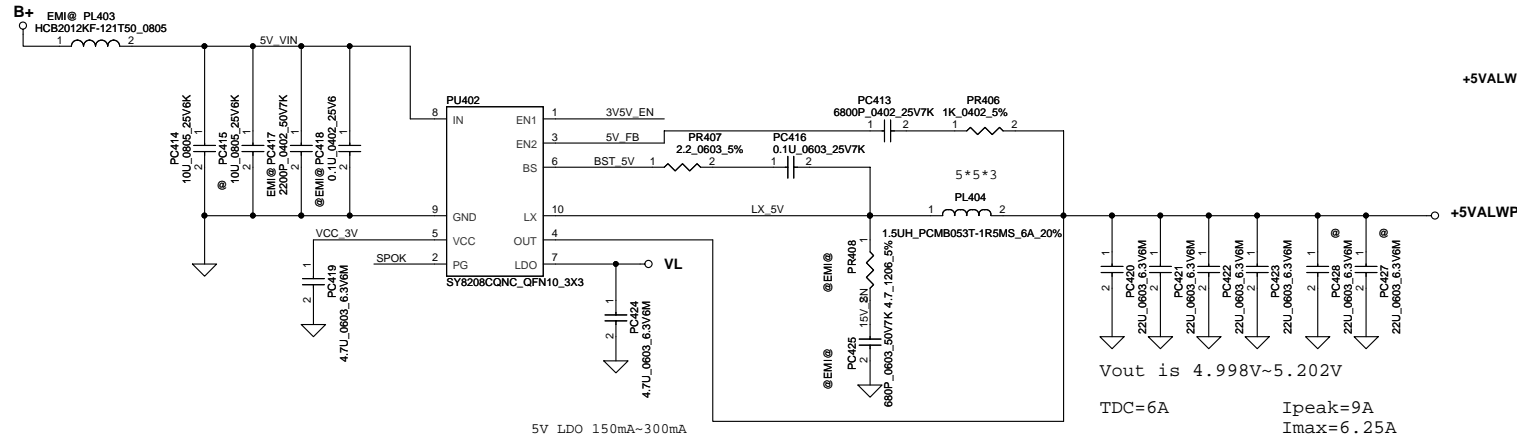
SY8208B_V2.mdd
SY8208C_V2.mdd

EN1 and EN2 don't floating



+3VALWP ———— 1 ———— 2 ———— +3VALW
JUMP_43X118

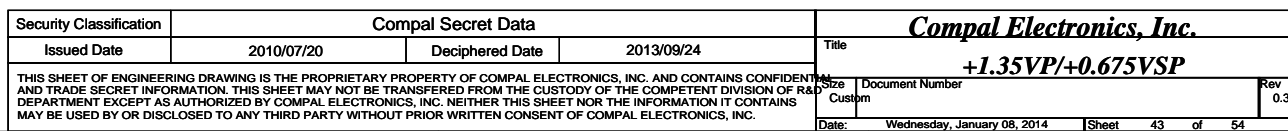
+5VALWP ———— 1 ———— 2 ———— +5VALW
JUMP_43X118



EC VDD0 is +3VL, PC426 UNPOP
EC VDD0 is +3VALW, PC426 POP

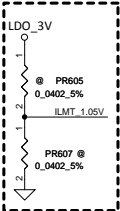
Security Classification		Compal Secret Data		Compal Electronics, Inc.	
Issued Date	2011/06/15	Deciphered Date	2013/09/24	Title	+3VALW/+5VALW
THIS SHEET OF ENGINEERING DRAWING IS THE PROPRIETARY PROPERTY OF COMPAL ELECTRONICS, INC. AND CONTAINS CONFIDENTIAL AND TRADE SECRET INFORMATION. THIS SHEET MAY NOT BE TRANSFERRED FROM THE CUSTODY OF THE COMPETENT DIVISION OF R&D DEPARTMENT EXCEPT AS AUTHORIZED BY COMPAL ELECTRONICS, INC. NEITHER THIS SHEET NOR THE INFORMATION IT CONTAINS MAY BE USED BY OR DISCLOSED TO ANY THIRD PARTY WITHOUT PRIOR WRITTEN CONSENT OF COMPAL ELECTRONICS, INC.				Document Number	Rev 0.3
				Date:	Wednesday, January 08, 2014
				Sheet	42 of 54

RT8207M_V1.mdd	For Single layer
RT8207M_V2.mdd	For Dual layer



```
Module model information
SY8208D_V1.mdd
```

EN pin don't floating
If have pull down resistor at HW side, pls delete PR2

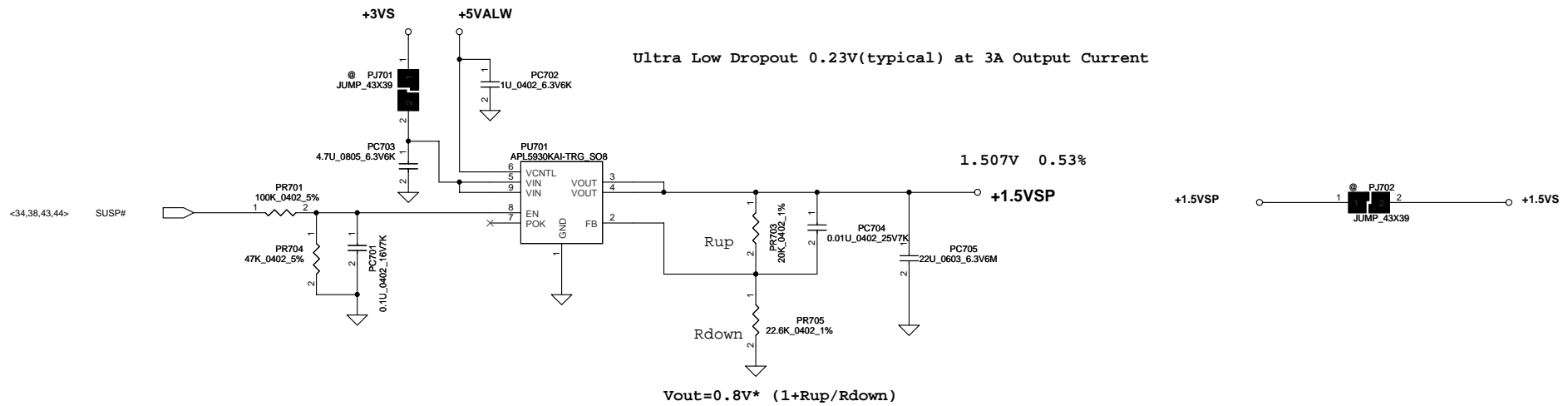


The current limit is set to 8A, 12A or 16A when this pin is pull low, floating or pull high

Pin 7 BYP is for CS.
Common NB can delete +3VALW and PC15

$$V_{FB}=0.6V$$
$$V_{out}=0.6V \cdot (1+R_{up}/R_{down})$$
$$V_{out}=1.05V$$

WWW.AliSaler.Com



Security Classification	Compal Secret Data			Compal Electronics, Inc.		
Issued Date	2011/06/13	Deciphered Date	2013/09/24	Title	+1.5VSP	
THIS SHEET OF ENGINEERING DRAWING IS THE PROPRIETARY PROPERTY OF COMPAL ELECTRONICS, INC. AND CONTAINS CONFIDENTIAL AND TRADE SECRET INFORMATION. THIS SHEET MAY NOT BE TRANSFERRED FROM THE CUSTODY OF THE COMPETENT DIVISION OF R&D DEPARTMENT EXCEPT AS AUTHORIZED BY COMPAL ELECTRONICS, INC. NEITHER THIS SHEET NOR THE INFORMATION IT CONTAINS MAY BE USED BY OR DISCLOSED TO ANY THIRD PARTY WITHOUT PRIOR WRITTEN CONSENT OF COMPAL ELECTRONICS, INC.				Size	Document Number	Rev
				Custom		0.3
				Date:	Wednesday, January 08, 2014	Sheet 45 of 54

Module model information:
ISL95813 (for 15W & 28W CPU)

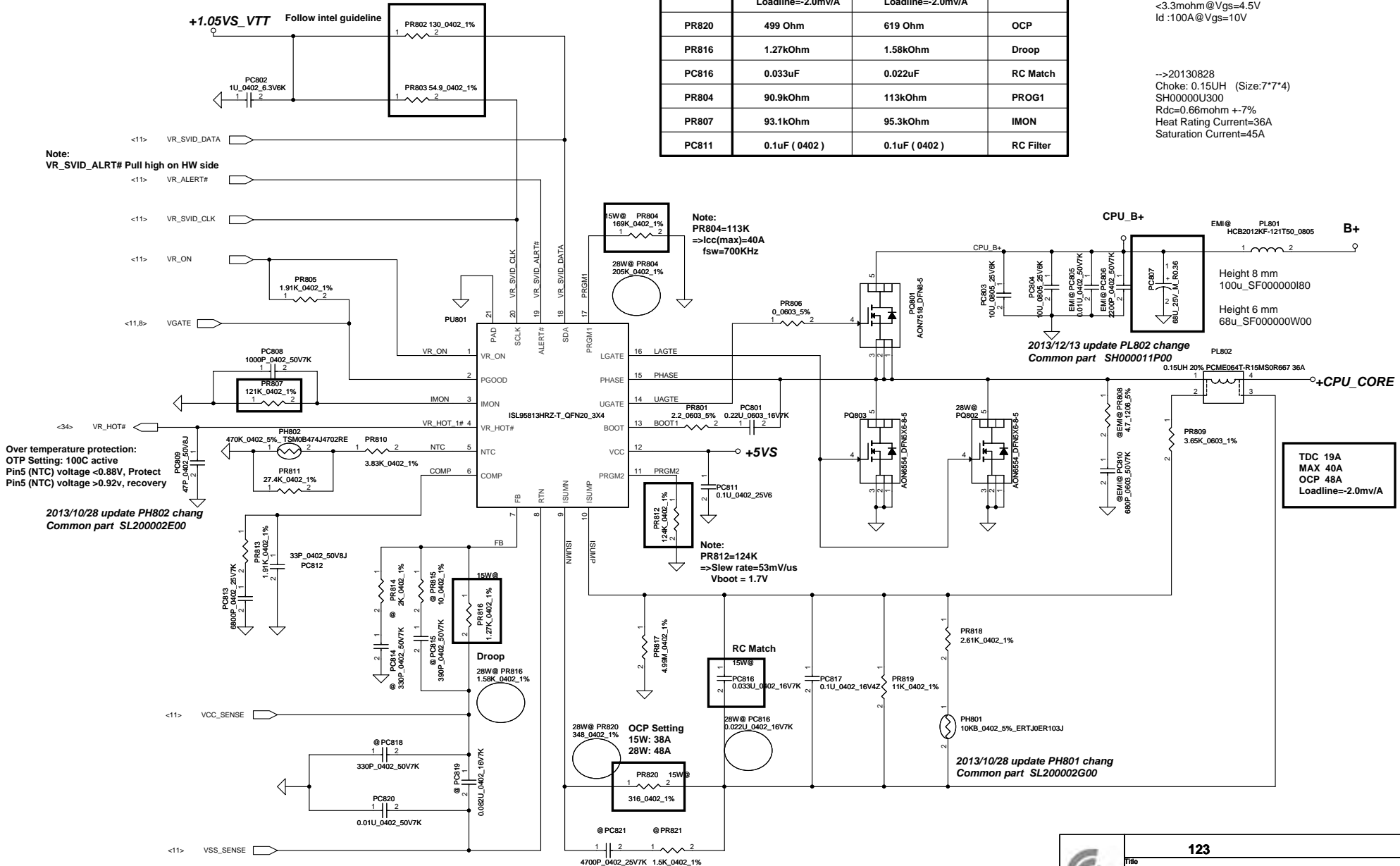
Base on BDW PDDG Rev_0_73

Location	15W	28W	Note
	TDC 14A MAX 32A OCP 38.4A Loadline=-2.0mv/A	TDC 19A MAX 40A OCP 48A Loadline=-2.0mv/A	
PR820	499 Ohm	619 Ohm	OCP
PR816	1.27kOhm	1.58kOhm	Droop
PC816	0.033uF	0.022uF	RC Match
PR804	90.9kOhm	113kOhm	PROG1
PR807	93.1kOhm	95.3kOhm	IMON
PC811	0.1uF (0402)	0.1uF (0402)	RC Filter

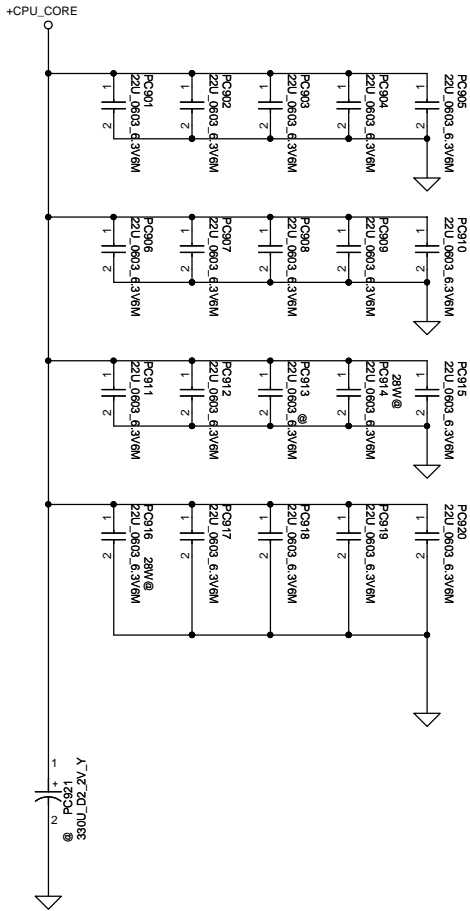
H-side MOS: MDV1525URH
Rds(on):
<10.1mohm@Vgs=10V
<14.0mohm@Vgs=4.5V
Id :24A@Vgs=10V

L-side MOS: MDU1511RH
Rds(on):
<2.4mohm@Vgs=10V
<3.3mohm@Vgs=4.5V
Id :100A@Vgs=10V

-->20130828
Choke: 0.15UH (Size:7*7*4)
SH00000U300
Rdc=0.66mohm +-7%
Heat Rating Current=36A
Saturation Current=45A



PWR Rule
需確認最新SPEC.
Modify 8/6.



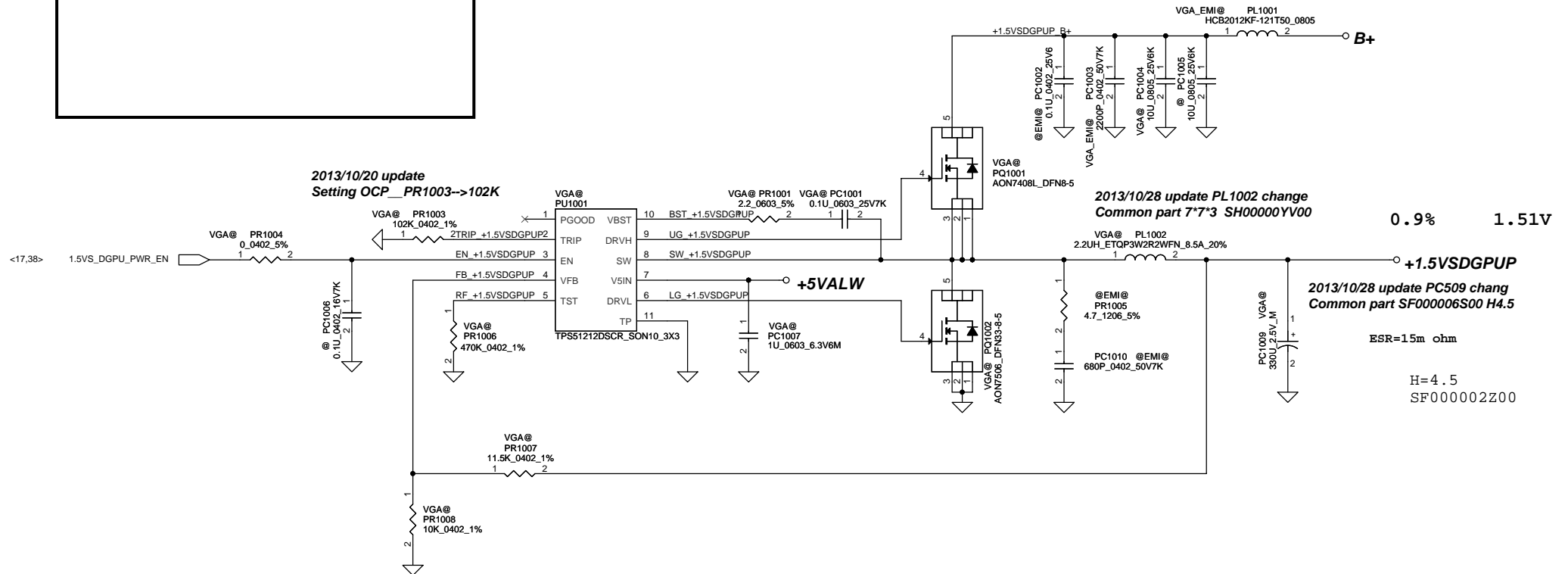
30 X 22uF 0805
2012/10/23
check the output cap Qty!!!
2012/10/24
23 pcs 22uF and reserve 7 pcs
2013/01/14
22uF*17 unpop:22uF*3

20130828
15W: 22uF*14
28W: 22uF*16

Security Classification		Compal Secret Data				Compal Electronics, Inc.							
Issued Date		2012/07/10		Deciphered Date		2013/09/24		Title					
THIS SHEET OF ENGINEERING DRAWING IS THE PROPRIETARY PROPERTY OF COMPAL ELECTRONICS, INC. AND CONTAINS CONFIDENTIAL AND TRADE SECRET INFORMATION. THIS SHEET MAY NOT BE TRANSFERRED FROM THE CUSTODY OF THE COMPETENT DIVISION OF R&D DEPARTMENT EXCEPT AS AUTHORIZED BY COMPAL ELECTRONICS, INC. NEITHER THIS SHEET NOR THE INFORMATION IT CONTAINS MAY BE USED BY OR DISCLOSED TO ANY THIRD PARTY WITHOUT PRIOR WRITTEN CONSENT OF COMPAL ELECTRONICS, INC.								CPU CORE CAP					
								Size		Document Number		Rev	
								Custom				0.3	
Date		Wednesday, January 08, 2014				1		Sheet 47 of 54					

Module model information

TPS51212_V1.mdd for Single layer
TPS51212_V2.mdd for Dual layer



+1.2V

Switching Frequency: 290kHz
Imax=8A
OCP~10.5A
OVP: 120%-130%
VFB=0.704V, Vout=1.207V

+1.05V

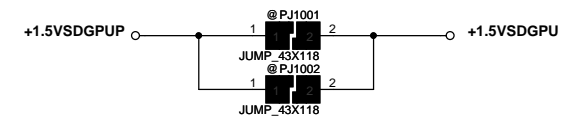
Switching Frequency: 290kHz
Imax=5.4A
Ipeak=6.5A
Iocp=7.8A
OVP: 120%-130%
VFB=0.704V, Vout=1.055V

Vout	PR1007	PR1008	PR1003
+1.5V	11.5k	10k	
+1.35V	9.31k	10k	
+1.2V	7.15K	10k	105K
+1.05V	4.99k	10k	93.1k

MOSFET: 3x3 DFN
H/S Rds(on): 27mohm(Typ), 34mohm(Max)
L/S Rds(on): 22mohm(Typ), 13.5mohm(Max)

Choke: 7x7x3
Rdc=15.5mohm +/-15%

Switching Frequency: 290kHz
Ipeak=10A
Delta I =2.16A
Iocp=12.14~16.67A
OVP: 120%-130%
VFB=0.704V, Vout=1.51V



Security Classification		Compal Secret Data		Compal Electronics, Inc.	
Issued Date	2011/07/29	Deciphered Date		Title	1.5VSDGPUP
THIS SHEET OF ENGINEERING DRAWING IS THE PROPRIETARY PROPERTY OF COMPAL ELECTRONICS, INC. AND CONTAINS CONFIDENTIAL AND TRADE SECRET INFORMATION. THIS SHEET MAY NOT BE TRANSFERRED FROM THE CUSTODY OF THE COMPETENT DIVISION OF R&D DEPARTMENT EXCEPT AS AUTHORIZED BY COMPAL ELECTRONICS, INC. NEITHER THIS SHEET NOR THE INFORMATION IT CONTAINS MAY BE USED BY OR DISCLOSED TO ANY THIRD PARTY WITHOUT PRIOR WRITTEN CONSENT OF COMPAL ELECTRONICS, INC.				Date	Wednesday, January 08, 2014
				Sheet	48 of 54
				Rev	0.3

Module model information:
RT8813A_V1A for IC module
RT8813A_V1B for SW module

Vboot=Vvref*(Rref1+Rref2+Rboot)
Rt=Rrefadj // (Rboot+Rref2)
Vmin=Vvref*[Rref2/(Rref2+Rboot)]*[Rt/(Rref1+Rt)]
Vmax=Vvref*Rref2/(Rref1//Rrefadj)+Rboot+Rref2
Vout=Vmin+N*Vstep
Vstep=(Vmax-Vmin)/Nmax

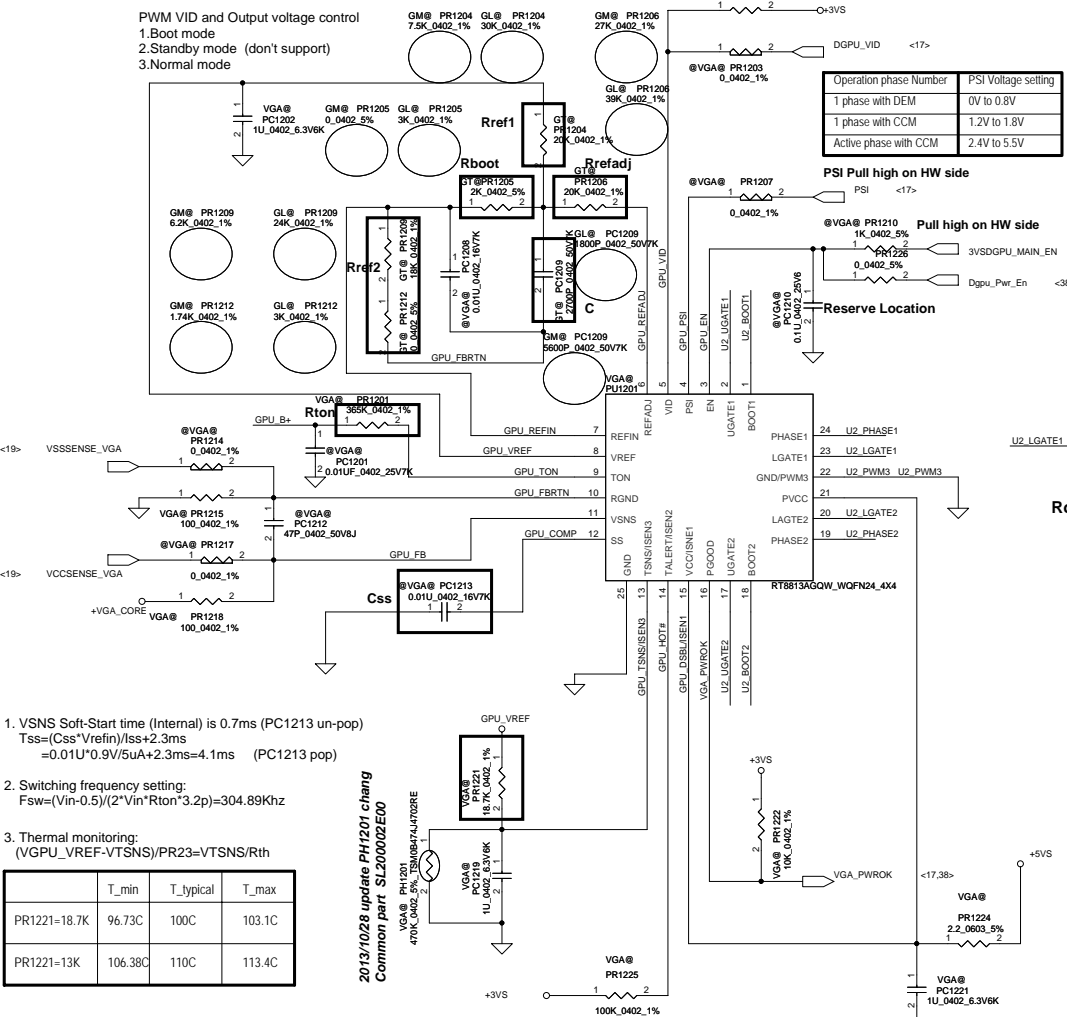
PWM-VID Spec and component Values

PWM-VID Spec		Config B	Config C	Config D
Vmin		0.6V	0.65V	0.9V
Vmax		1.2V	1.15V	1.15V
Vboot		0.9V	0.9V	1.028V
Voltage step		6.25mV	25mV	12.5mV
N of Voltage level		96	20	20
Rrefadj	PR1204	20K	39K	27K
Rref1	PR1204	20K	30K	7.5K
Rboot	PR1205	2K	3K	0
Rref2=PR1209 +PR1212	PR1209	18K	24K	6.2K
	PR1212	0	3K	1.74K
C	PC1209	2.7nF	1.8nF	5.6nF

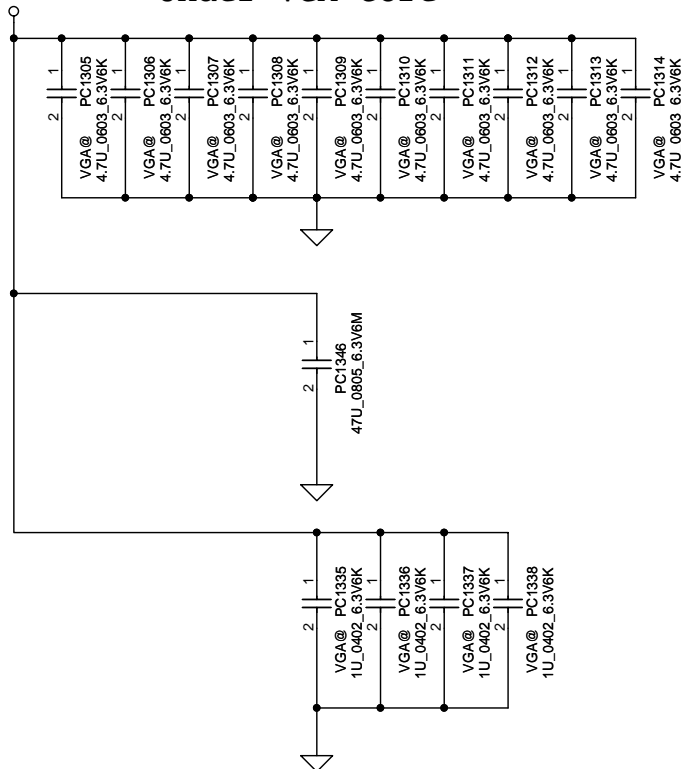
Current Limit setting
Rocset= (Ivalley * Rds(on) + 40 mV) / 10uA
L_ripple=(19-0.9)*0.9/
(304.89KHz*0.36u*19)=7.811A
OCp=54A/2=27A per phase
Ivalley=27A*7.811A/2=23.1A
H-side MOS:AON6552
Rds(on):
5.6mohm@Vgs=10V
6.7mohm@Vgs=4.5V
Id :20A@Ta=25 degC
L-side MOS:AON6554
Rds(on):
3.2mohm@Vgs=10V
3-3.8mohm@Vgs=4.5V
Id :85A@Ta=25 degC
Choke: 0.22uH (Size:7*7*4)
Rdc=0.97mohm +5%
Heat Rating Current=34A
Saturation Current=25A
C=3*330uF (9mohm)=990uF
Vripple=Iripple*ESR(min)=7.811A*3mohm=23.4mV

Different VGA Chip (different EDP-Peak Current) need different solution

VGA Chip	N14P-GV	N14P-GV2	N14M-GS	N14M-LP	N14P-LP	N14P-GE	N14P-GS	N14P-GT	N15S-GT	N15V-GM
OpenVReg Configurations	Config B	Config B	Config B	Config B	Config B	Config B	Config B	Config B	Config B	Config C
Rated TDP Power at Tj=102C	18W	25W	18W	13W	18.9W	25W	25.6W	35.5W	18W	18.16W
Boosted GPU Total at Tj=102C	25W	32W	25W	20W	23W	N/A	30W	40W	25W	24.72W
EDP-Continuous at Tj=102C	24A	32A	26A	22A	25A	27A	38A	45A	31A	29.2A
EDP-Peak at Tj=102C	35A	55A	45A	35A	35A	40A	60A	75A	60A	44.3A
Istep max (Evaluation)	15A	27A	25A	20A	14A	12A	31.5A	35A		
OCp Setting Current	42A	66A	54A	42A	42A	48A	72A	90A	72A	54A
Rocset	8.96K	12.45K	10.7K	8.96K	8.96K	9.83K	8.3K	9.39K	13K	10.2K
Recommendation	2phase 1H1L	2phase 1H1L	2phase 1H1L	2phase 1H1L	2phase 1H1L	2phase 1H1L	2phase 1H2L	2phase 1H2L	2phase 1H1L	2phase 1H1L
Polymer Cap (330uF)	6mohm * 2	9mohm * 3	9mohm * 3	6mohm * 2	6mohm * 2	6mohm * 2	6mohm * 3 (L=0.22uH)	4.5mohm * 3 (L=0.15uH)		
Or OSCON (390uF)	10mohm * 3	10mohm * 3	10mohm * 3	10mohm * 3	10mohm * 3	10mohm * 3	NULL	NULL	GT@	GM@

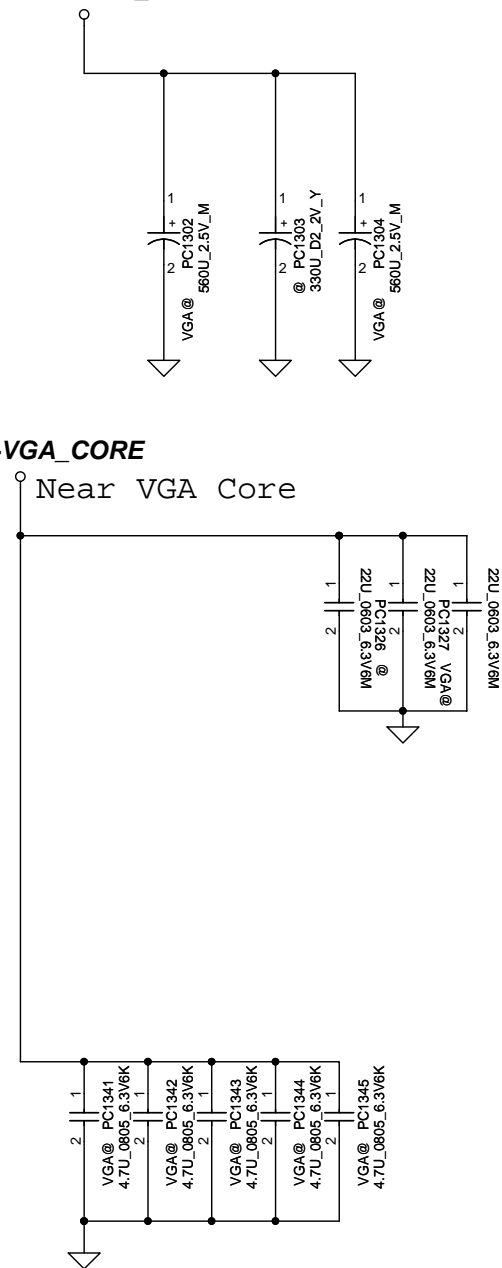


+VGA_CORE Under VGA Core



+VGA_CORE

+VGA_CORE Near VGA Core



N15x 2013/12/10
Under
4.7uF_0603_10pcs
1uF_0402_4pcs
Near
47uF_0805_1pcs
22uF_0603_1pcs(2PCS unpop)
4.7uF_0805_5pcs

N15x2013/10/17
Under
4.7uF_0603_15pcs
1uF_0402_8pcs
Near
47uF_0805_0pcs
22uF_0603_9pcs(2PCS unpop)
4.7uF_0805_5pcs

N15x2013/10/07
Under
4.7uF_0603_15pcs
1uF_0402_8pcs
Near
47uF_0805_0pcs
22uF_0805_9pcs(2PCS unpop)
4.7uF_0805_5pcs

N15x2013/10/02
Under
4.7uF_0603_15pcs
1uF_0402_8pcs
Near
47uF_0805_0pcs
22uF_0805_14pcs
4.7uF_0805_5pcs

N14x
Under
4.7uF_0603_10pcs
0.1uF_0402_4pcs
Near
47uF_0805_1pcs
22uF_0805_1pcs
4.7uF_0805_5pcs

Security Classification	Compal Secret Data			Compal Electronics, Inc.	
Issued Date	2011/06/24	Deciphered Date	2013/09/24	Title	
THIS SHEET OF ENGINEERING DRAWING IS THE PROPRIETARY PROPERTY OF COMPAL ELECTRONICS, INC. AND CONTAINS CONFIDENTIAL AND TRADE SECRET INFORMATION. THIS SHEET MAY NOT BE TRANSFERRED FROM THE CUSTODY OF THE COMPETENT DIVISION OF R&D DEPARTMENT EXCEPT AS AUTHORIZED BY COMPAL ELECTRONICS, INC. NEITHER THIS SHEET NOR THE INFORMATION IT CONTAINS MAY BE USED BY OR DISCLOSED TO ANY THIRD PARTY WITHOUT PRIOR WRITTEN CONSENT OF COMPAL ELECTRONICS, INC.				Size	Rev
				Custom	0.3
Date: Wednesday, January 08, 2014				Sheet	50 of 54

Compal Electronics, Inc.

VGA_CORE CAP

Size: Custom

Date: Wednesday, January 08, 2014

Sheet 50 of 54

Security Classification	Compal Secret Data			Compal Electronics, Inc.		
Issued Date	2012/07/10	Deciphered Date	2013/09/24	Title	PIR (PWR)	
THIS SHEET OF ENGINEERING DRAWING IS THE PROPRIETARY PROPERTY OF COMPAL ELECTRONICS, INC. AND CONTAINS CONFIDENTIAL AND TRADE SECRET INFORMATION. THIS SHEET MAY NOT BE TRANSFERRED FROM THE CUSTODY OF THE COMPETENT DIVISION OF RAI DEPARTMENT EXCEPT AS AUTHORIZED BY COMPAL ELECTRONICS, INC. NEITHER THIS SHEET NOR THE INFORMATION IT CONTAINS MAY BE USED BY OR DISCLOSED TO ANY THIRD PARTY WITHOUT PRIOR WRITTEN CONSENT OF COMPAL ELECTRONICS, INC.				Doc No	Document Number	Rev
				Custom		0.3
				Date:	Wednesday, January 08, 2014	Sheet 51 of 54

WWW.AliSaler.Com

Security Classification	Compal Secret Data			Compal Electronics, Inc.		
Issued Date	2012/07/10	Deciphered Date	2013/09/24	Title	PIR (PWR)	
THIS SHEET OF ENGINEERING DRAWING IS THE PROPRIETARY PROPERTY OF COMPAL ELECTRONICS, INC. AND CONTAINS CONFIDENTIAL AND TRADE SECRET INFORMATION. THIS SHEET MAY NOT BE TRANSFERRED FROM THE CUSTODY OF THE COMPETENT DIVISION OF R&D DEPARTMENT EXCEPT AS AUTHORIZED BY COMPAL ELECTRONICS, INC. NEITHER THIS SHEET NOR THE INFORMATION IT CONTAINS MAY BE USED BY OR DISCLOSED TO ANY THIRD PARTY WITHOUT PRIOR WRITTEN CONSENT OF COMPAL ELECTRONICS, INC.				Doc No	Document Number	Rev
				Custom		0.3
				Date:	Wednesday, January 08, 2014	Sheet 52 of 54

Item	Fixed Issue	Reason for change	PG#	Modify List	Date	Phase
1	material update		P28	L2503/2504/2505 Change P/N from SM01000GA00 to SM01000FH00	11/12	DVT
2	material update		P34	L31/L32 Change P/N from SM010030010 to SM010009U00	11/12	DVT
3	design update		P35	Delete D24, ON/OFF change to ON/OFFBTN#	11/12	DVT
4	schematics update	for TP_INT# wake function	P35	TP PIN1 VCC Connect to +3VALW, add R462, R463@, pop D22, R633, R453	11/12	DVT
5	design change		P10	Change USB port 5 for TS/port 6 for CCD / port 7 for CR(USB)_FP	11/12	DVT
6	design update		P6	reserve RTCRST# to EC pin 27 for clear CMOS add R490, and Q52 reserve to EC_RTCRST#	11/12	DVT
7	design update	EC board ID	P34	Pop R503(100K), R506(12K)	11/15	DVT
8	material update		P36	change C2135, C2136 to 0603 size	11/15	DVT
9	material update		P33	L24, L25 form SM070003Y00 to SM070003K00	11/15	DVT
10	material update		P7	pop share rom	11/15	DVT
11	design update	Co-lay TS_I2C and LVDS EDID	P25	R415, R433 for LVDS EDID R438, R439 for TS I2C	11/15	DVT
12	design update	for LVDS EP mode SMBus2 change to SMBus3	P24	Add R491 reserve for RTD2132 EP_MODE	11/18	DVT
13	design update	for TP_INT# wake function	P34	GPI055 change to GPI013	11/18	DVT
14	design update	for GC62.0 function	P17	R2055 change to Pull high +3VSDGPU_AON	11/20	DVT
15	design update	for +1.05VS_VTT leakage issue	P38	+5VALW change to +3VLP add level shift(Q2501)、R2503, R2502、R2549 Del R930	11/20	DVT
16	design update	for IT 6513 leakage issue	P27	IT6513 change to use 3VS	11/26	DVT
17	material update	for TXC recommend	P6	C153, C2, C3 to 15PF, C2004, C2005, C2558, C2559 to 10PF	11/27	DVT
18	design update	for wake on LAN function	P29	add R2550 10K pull high to +3V_LAN , PCH side pull high reserve	12/04	DVT
19	design update	for ESD request	P37	add C413 0.1u to +5VS	12/04	DVT
20	design update	for EMI request	P33	add choke(L229,L30) and R(R456, R457,R462,R463) co-lay for USB/B comm	12/04	DVT
21	design update	for ESD request	P36	add R2149, R2150(SM01000NH00), C2140, C2142(680PF) D2008(SCA00001B00) change to SOT23 R2135,R2138 chagne to 60 ohm	12/10	DVT
22	material update			SW3 SN100007700 chagne to SN100000K00 C408, C486 SF000002Y00 change to SF000006R00 C18, C118 SF000002Z00 change to SF000006S00	12/13	DVT
23	design update		P37	reserve R2551 0 ohm +3VALW to +3VLAN reserve R2540 for disable PHY	12/20	DVT

Security Classification		Compal Secret Data		Compal Electronics, Inc.	
Issued Date	2012/07/10	Deciphered Date	2013/09/24	Title	
THIS SHEET OF ENGINEERING DRAWING IS THE PROPRIETARY PROPERTY OF COMPAL ELECTRONICS, INC. AND CONTAINS CONFIDENTIAL AND TRADE SECRET INFORMATION. THIS SHEET MAY NOT BE TRANSFERRED FROM THE CUSTODY OF THE COMPETENT DIVISION OF R&D DEPARTMENT EXCEPT AS AUTHORIZED BY COMPAL ELECTRONICS, INC. NEITHER THIS SHEET NOR THE INFORMATION IT CONTAINS MAY BE USED BY OR DISCLOSED TO ANY THIRD PARTY WITHOUT PRIOR WRITTEN CONSENT OF COMPAL ELECTRONICS, INC.				PIR-HW	
				Size	Document Number
				Custom	Z5WAH M/B LA-B162P
Date: Wednesday, January 08, 2014				Sheet	53 of 54

Item	Fixed Issue	Reason for change	PG#	Modify List	Date	Phase
1	design issue		P28	U2052, U2503 change power rail to +HDMI_5V_OUT	12/31	PVT
2	material update	PVT board ID	P34	R506 change to 15K	12/31	PVT
3	design update	modify DQS P/N pin	P18		01/08	PVT
4	schematics update					
5	design change					
6	design update					
7	design update					
8	material update					
9	material update					
10	material update					
11	design update					
12	design update					
13	design update					
14	design update					
15	design update					
16	design update					
17	material update					
18	design update					
19	design update					
20	design update					
21	design update					
22	material update					
23	design update					

Security Classification	Compal Secret Data			Compal Electronics, Inc.		
Issued Date	2012/07/10	Deciphered Date	2013/09/24	Title	PIR-HW	
THIS SHEET OF ENGINEERING DRAWING IS THE PROPRIETARY PROPERTY OF COMPAL ELECTRONICS, INC. AND CONTAINS CONFIDENTIAL AND TRADE SECRET INFORMATION. THIS SHEET MAY NOT BE TRANSFERRED FROM THE CUSTODY OF THE COMPETENT DIVISION OF R&D DEPARTMENT EXCEPT AS AUTHORIZED BY COMPAL ELECTRONICS, INC. NEITHER THIS SHEET NOR THE INFORMATION IT CONTAINS MAY BE USED BY OR DISCLOSED TO ANY THIRD PARTY WITHOUT PRIOR WRITTEN CONSENT OF COMPAL ELECTRONICS, INC.				Size Custom	Document Number Z5WAH M/B LA-B162P	Rev 0.3
				Date:	Wednesday, January 08, 2014	Sheet 54 of 54